

THE AUSTRALIAN
QUILTERS
ASSOCIATION INC

THE QUILTERS PATCH

Reg. No. A001272M

Founded November 1979

PO Box 224 Surrey Hills 3127

www.australianquiltersassociation.com

Newsletter 412

September 2017




Fun for all at the Symposium.
Michelle Yeo's *Georgetown Circle* class.

NEXT MEETING 4TH SEPTEMBER

The speaker this month will be Pam Hammer.
See page 8 for a brief introduction.

Sit and Sew Meeting will be Monday 18th September.

The night meetings will be Wednesday 6th and 20th September.



THE AUSTRALIAN
QUILTERS
ASSOCIATION INC

OFFICE BEARERS

PRESIDENT

Ros Devine 0407856772

rdevine@fastmail.com.au

VICE PRESIDENT

Cindy Steer

SECRETARY

Colette Findlay

TREASURER

Heather Goddard

COMMITTEE

Shirley Lodington

Suzanne Simpson

Tracey Leonard

Elaine Maslen

Anna Amory

Allison Burger

Lisa King

MEMBERSHIP

Allison Burger

Lisa King

NIGHT MEETINGS

Kaye Hardman 0419 590 656

Alexa Collins 0406 150 102

LIBRARY

Tracey Leonard

GIFT QUILTS

Jan MacFadyen, Tracey Leonard

BLOCK OF THE MONTH

Faye Eaton

EXHIBITION CONVENER

SYMPOSIUM CONVENER

Shirley Lodington 9890 2603

SKILLSHARE

ART QUILT GROUP

Anne Cocks

AQIPP

Heather Bingham

GUEST SPEAKERS

Tracy Leonard 9799 0939

RAFFLES/DOOR PRIZES

Suzanne Simpson

HOSTESS

Elaine Maslen

PUBLICITY

Cindy Steer

CARING AND SHARING

Kaye Hardman

Kaye would appreciate any news on our members. You can contact her on 0419590656 or see her at meetings.

NEWSLETTER MAILOUT

Kaye Hardman, Sue Botta,

Robyn Packham

RETREAT

Cindy Steer

SHOW AND TELL

Suzanne Simpson

WEBSITE AND EDITOR

Jacqy Wong 0407 668 104

Email: hoobien1@gmail.com

Post to: PO Box 443 Mt Beauty 3699

FACEBOOK PAGE

Australian Quilters Association Inc

MEETINGS

Monthly meetings are held on the FIRST MONDAY of each month (unless otherwise advertised) at: Surrey Hills Uniting Church Hall, Corner Canterbury Rd. & Valonia Ave, Surrey Hills (Melway 46 J11)

The hall will be open from 10.00 am for members to work on their own projects until the meeting which commences at 11.00 am. Bring your own lunch (unless a shared lunch is advertised, in which case bring a contribution); tea and coffee facilities are provided. A \$5.00 donation helps us to cover meeting expenses. For insurance purposes, we request all members and visitors sign the attendance book when entering the hall. The library does not open until 10.15 am.

A Sit and Sew Day (no meeting or library opening but details otherwise as above; \$4 fee) will be held on the THIRD MONDAY of the month. This day may also be used for workshops, morning teas etc.

Night meetings are held on the FIRST and THIRD WEDNESDAYS of the month, 7.30 - 9.30. Library open 8—9 pm. \$4 fee.

Parking: Note that the front undercover parking is reserved for unloading and for those members with disabled parking stickers/or who need easy access to the hall.

Due to the talking in the hall at meetings the six seats closest to the microphone (at the front) will be held for the hearing impaired.

NEWSLETTER DEADLINE

Material for inclusion in the October 2017 edition of *The Quilters Patch* must reach the Editor **by 18th September**.

Material submitted for inclusion in *The Quilters Patch* should not infringe copyright of any kind. If you are not the original author or artist, please include source information for written material or pictures so that every attempt can be made to seek permission for its legal use.

If you wish to use/reproduce any part of this publication, please contact the Editor.

OUR NEW MEMBERS

**WELCOME TO A NEW MEMBER
who has recently joined us.**

Merrilyn Brann

**You are most welcome
and we wish you many years
of happy quilting
and lots of good times at AQA.**



Please note: If you can't do your rostered job, please find someone else to take over or notify a member of the committee.

Raffles:

Meet and Greet:

Kitchen:

Library:

We have a fully staffed Roster for the monthly meetings up to December.

In my absence, I will be handing the Roster to another committee member (possibly Lisa King) as sometimes members wish to cancel or swap their days.

Many thanks, Allison

MINUTES OF MEETING AUGUST 2017

The meeting commenced 11am. Members in attendance 67, 7 Apologies.

The banner highlighted the upcoming 'SYMPOSIUM'.

President's Report: Ros Devine, welcomed those in attendance with special mention to new members, Wendy Wilkinson, Joan Hart and Merrilyn Brann. Also welcomed, Karen Martin (guest speaker and proprietor of Mrs Martin's Quilt Shop, Monbulk).

Quilt-In 15 July, 2017: Eighty participants. AQA members, 56, and 24 visitors. Pam Spurway was guest speaker, Show and Tell, silent auction etc. all contributed to a successful and uplifting day for those who participated. The Committee and AQA member volunteers, including Elaine Maslen (catering), Heather Goddard (treasurer) and Shirley Lodington and Anna Amory (event organising and Silent Auction) all deserved a big 'thank you'! Margaret Fleming was presented with a late lucky door prize.

Vic Quilters Showcase 27-30 July 2017. The number of AQA members who exhibited quilts at this event was to be commended (31 quilts by 19 members); many were prize-winners amongst them. AQA was a sponsor, awarding \$500 prize. Members also contributed to the Nine patch quilt display.

AQA October 2nd, 2017 – Traders Day for members, a new, upcoming event. A unique opportunity to participate in a market stall of surplus quilting supplies, fabric, quilt books, jams etc. Cindy Steer explained that a few tables will be set up in the foyer but please bring your own card table, cash transactions only; \$10 flat rate.

AGM 13 November, 2017 A reminder to consider nominations for the 2018 AQA Committee and subcommittee(s) (Quilt Exhibition) for the November AGM. Patchwork Pumpkin will be visiting trader to this meeting.

AQA proposed Modern Quilts (category/friendship group) Ideas for formation of a Modern Quilt (category) are progressing. Suggestions for the name of such a group are welcomed Please contact Ros Devine if interested.

AQA Odyssey House quilt is complete to be presented in November. (See picture below.)

Thank you to AQA members who have responded to a request from Box Hill Hospital (via Pat Bullard), for small quilts. Those received were shown to the meeting.

Correspondence: Allison Burger advised that a list of correspondence was on the notice board.

Treasurer: Approximately \$1200 was made at the Quilt In, thanks to the Silent Auction.

Membership: Lisa King advised current figures on Membership: 242 members includes 14 Life Members, 218 Financial Members, 10 members in arrears (after meeting 9 unfinancial).

Symposium: 2017 AQA Symposium 19/20 August 2017. Shirley Lodington reported that the Symposium committee of three (Anna Amory, Elaine Maslen and herself) was pleased the way the event organisation was progressing. Bookings slightly down, however places still available; dinner guests welcome. Several traders in attendance. Members were requested to bring a share plate of Morning/Afternoon tea to the event. A roster for volunteers to setup/pulldown and other jobs, is being circulated.

Gift Quilts: Jan MacFayden spoke to the array of gift quilts on display. The members expressed thanks for the generous efforts of Katrina Edley, a friend of AQA, who donated two beautiful quilts to the AQA Gift Quilt Program and brought by Sharon Rischmueller. There was a large Show and Tell of gift quilts.

A letter from Anglicare's, Rebecca Hampson mentioned her association's grateful thanks for the AQA donated quilts. Anglicare will be receiving another donation of AQA Gift Quilts at the next meeting.

Art Quilts: Anne Cocks spoke about the current project of the Art Quilt group and advised of the next meeting at her home for any interested members wishing to participate.

AQIPP: Heather Bingham told us about the activities of the group. Entries for the September AQIPP competition and exhibition are arriving. She reminded the meeting that Brother (manufacturer) also running a competition (Eco-themed) and enquiries can be directed to Heather.

General Business: Members were requested to refrain from making any non-specific donations of goods. Currently, AQA accepts appropriate donations for Uplift, Fiddlers, and Impact.

Members were encouraged take an active interest in the AQA Quilt Exhibition 2018, at Box Hill Town Hall, by joining the organising committee (roles on the committee??).

Two workers from Impact visited and accepted a huge amount of members' donated goods

Meeting closed: 11.45am

Guest Speaker Karen Martin: Mrs Martin's Quilt Shop Monbulk

Raffle winners: Tracey Leonard, Corrie Calegari

Door prizes: Margaret Fleming, Anne Cocks, Meryl McEwan.

Allison Burger



What a wonderful weekend many AQA members and some friends experienced when we participated in our Symposium this past weekend. The tutors were inspiring, new techniques were learnt, ideas refreshed and inspiration in every class. Tutors' Show and Tell on Saturday evening was amazing with their telling us about the stories of their award-winning designs, a symposium event not to be missed. The traders guaranteed temptation while tailoring their wares to items on our tutors' lists of requirements. We all owe our thanks to our convenors Shirley Lodington and Anna Amory and to the kitchen genius Elaine Maslen without whom the event would not be run so smoothly. There is a very long lead-in to a symposium as tutors often book their calendars years ahead. Chris Serong worked on booking their participation before most members had thought about our exciting weekend, thankyou Chris. I write this on Monday, the day after the symposium. Discussion at today's committee meeting included 2019 Symposium, drawing on ideas and experiences. Yes, plans already have commenced. During the weekend, a few of us started talking about tutors to target for that event. Many others volunteered in many ways that all contributed to the great success mirrored on so many smiling faces throughout the two days. Thankyou one and all who came, without participants our Symposium, which is one of our most important activities, would not have happened. There are photos on our Australian Quilters Association Facebook page. The raffle quilt from 2015 symposium challenge blocks was won by our AQIPP Convenor Heather Bingham. Congratulations Heather.

VicQuilters Showcase was held at the end of July. Our member Chris Serong was a profiled quilter with a beautiful display of her exquisite quilts for viewers to admire, thankyou again Chris. Nineteen AQA members exhibited 31 quilts. Amongst the prize winners were members Fran Batrouney, Eileen Campbell, Sue De Vanny, Mary Hitchens, Janet Kidson, Shirley Lodington and Liz Willing. I apologise here for any I may have missed. At this point I have been unable to access the full list of prize winners on the VicQuilters website. AQA as a VicQuilters Member Group donated a \$500 prize for the winning Traditional Quilt Professional I hope to include a photo of the quilt and further details next month.

Please consider how you can contribute to the ongoing success of AQA. We are now preparing for the November AGM and all committee positions are declared vacant. Nomination forms will be included in this newsletter next month. There will definitely be vacancies that need to be filled.

The 2018 Exhibition committee needs to form and start preparing for that event with volunteers from members. The Box Hill Town Hall is booked, we need members' quilts and people to help on rosters especially in the days prior to and during the event.

In early 2019 AQA will celebrate our 40th anniversary, wow! An anniversary committee needs to be formed to organise celebrations. It will be a ruby year. Forty-year membership badges will be ruby coloured. Please put forward your ideas for ways we might celebrate and remember the year; in writing is best so your suggestions are not overlooked by that new particular committee.

Hopefully, September will bring us the opportunity to work on those new inspirations or projects. Maybe it's time to work on those UFOs as well ready for next year's exhibition. It could be a big Spring clean of that stash and earn some cash at our October meeting, details elsewhere in this issue. If you like to craft, cook or garden you could bring some Christmas gift items, preserves or plants to tempt us. Please no cakes etc. but have fun. Quilting and stitchery destash is the focus.

Are you working on an entry to AQIPP? There's still a little time to get those entries in. The exhibition is from November 16th till December 21st at Box Hill Art Space.

I am still hoping to hear from anyone interested in joining a Modern / Contemporary Quilt friendship group within AQA. I can be contacted on 0407 856 772 or rdevine@fastmail.com.au

At our committee meeting today we talked over this idea further. A suggestion has been made for a block swap project so this was discussed and will be further investigated.

We appreciate the work and commitment of members who have ensured that AQA has evolved over the years since 1979 and it is always at this point in each year that we think about building upon what has been achieved before and reach out to plan for our ongoing success in this increasingly digital age and what it means in how we embrace these changes.

Ros Devine

Market Day - October 2.

AQA are having a market day at our October meeting. \$10.00 per table - CARD TABLE SIZE ONLY and destash your items. I have had a number of people request table space so please let me know (or another committee member) at the September meeting if you would like a table as we do have a limit on how many we can fit in. On behalf of AQA I will be selling some pieces of Liberty fabric which have been donated and which are not suited to our needs for the Biggest Morning Tea kits. They include stretch jersey, minkie and wool (all proceeds will go to the BMT fundraising). The \$10.00 is payable on the day.

Cindy Steer



Because Vic. Quilters AGM was at the Ivalda Masonic Hall on 12th August and I am Valda, out of curiosity I asked a Committee member of the Masonic Lodge for an explanation, thinking it could be some romantic mythology. He replied, "Yes, there is a Norwegian fable back in time, but the fact of the name is that it is the first two initials of three districts. IV – Ivanhoe, AL – Alphington, DA – Darebin"!

Once again I have been asked why the magpie highlights Country Chat. "Are you a passionate Collingwood supporter?" is a common question. Well, no I'm not. Magpies are characters. They gather and chortle together on the lawn in view of my kitchen window. In summer if the water in their special bird bath becomes too low, one perches on the end of the clothes line and in a particular tone tells me, true!

About 20 years or more ago when I wrote an early Country Chat I included the poem below, and the then Editor placed the magpie beside the heading and so it has stayed.

MAGPIE by Sally Markham-David

Fluttering fledgling at my feet, /Delicate down, bedraggled, beat, /Claws of steel, rapacious beak. /Brazen, bold, demanding, weak. /Strutting, swaggering, squawking loud, /Sometimes beggar, sometimes proud. /One-eyed villain, head askew, /Gulping meat – and finger too. /Waiting, watchful, questing, quick, /Prods a petal, pecks a stick. /Wiggling, wriggling, writhing worm, /Got it, drop it, watch it squirm. /Digging deep in fecund earth, /Of his self-hood hesitant birth, /Timorous take-off, wavering flight, /Nose-dive landing, humorous sight. /Soon become the graceful ballet /Of a whirling, swirling kite, /And he gains his independence, /Learns the skills that are his right. /Now he does not need my succour. /Yet, he comes to visit still. / And I joy to see him sitting /Waiting on my window sill.

Still regarding Country Chat, members often comment that they enjoy references to our farm and orchard. Those members who have visited from AQA have seen how beautiful the scenery is. Our farm includes an orchard with many varieties of seasonal fruit, the last of the olives were raked, pressed and bottled last week, but already the coming seasons fruit buds are swelling and will soon burst into blossom. We have sheep for meat production, paddocks sown with oats, other paddocks mostly with natural forest offer protection for the sheep and lambs from Ruffy's cold winter and winds. We grow some of our own vegetable, sown and worked with tractors. Isa Brown hens are also a benefit. The whole farm is run successfully on Bio-Dynamic principles – a healthy process which sustains and benefits the soil, the fruit, the meat and us. Every day is different and there is always work to do. Patchwork is my passion and relaxation. Hopefully Country Chat will continue to be of interest to you.


AQA BLOCK A MONTH GIFT QUILT PROGRAM

Each month we will supply a different block pattern that you can make and donate to the Gift Quilt Program. These will then be put together and donated to those more needy. Each month the number of blocks or quilts donated will be recorded and at the December Meeting a major prize will be drawn - one entry for each block handed in.

September Block— Masculine nine-patch

Cut eight 2 1/2" squares of fabric suitable for blokes
one 2 1/2" square of cream fabric.

Make up as a nine-patch as shown.



AQIPP

The time is rapidly approaching for the AQIPP "Reflection" exhibition and entries are now trickling in. If you have completed a quilt for this exhibition your entry can be handed to me at the September AQA meeting. If entries are posted they must be received by September 21st. We're looking forward to seeing some wonderful quilts.

Heather Bingham, AQIPP 2017 Convenor

Art Quilt Group: There will be no Art Quilt Group meeting in September but an AQIPP meeting will be held at the home of Heather Bingham, 4 Hunt Street, North Balwyn on Monday, 11th September at 10am. Could Committee Members please attend if you can.

Anne Cocks



1 (1) AUTUMN SHOWERS - Janet Kidson. Here we have an outstanding Art quilt by Janet. The Autumn sun and showers light up the changing contours of the leaves. The background is all silk. It is hand painted and the machine stitches defining the leaves are done with Rayon threads. The theme of Autumn Showers from the title is enhanced with shiny beads stitched in place as the quilting. As the light catches the beads they look like raindrops falling between the leaves. The leaves really stand out from the dark background and the shiny beads add sparkle. Commenced in December 2016 and completed in January 2017.



(2) IN THE GARDEN - Janet Kidson. Janet made this quilt for VIC Quilters 2016 challenge. This quilt won FIRST PRIZE in its category. The Art quilts that come from our AQA Art quilt group are indeed outstanding. The red and yellow poppy-like flowers are machine appliquéd onto the background. This shows how you can create a modernist style built up background by using a base fabric, sometimes an ugly one, then embellish it by adding stripes stitched horizontally. Janet has used green strips which add depth and give a feeling of looking through foliage. The large scrappy leaves in the foreground move the eye to the centre of the composition. Little insects are strategically placed to represent a living landscape. Shiny beads sparkle in the flower centres. As a prize winning quilt it got to go travelling for twelve months and has just returned home to Janet. This is Janet's own design using the challenge fabric for her background which in this case was ugly and a challenge.



2 (3a, b, c, d, e) AUSTRALIAN ANIMALS - Prue Townley and friends. Koala, kookaburra, crocodile, black swan and platypus come out to play on these quilts. This group of quilts is made by Prue and a group of her friends for the Children's Hospital in Ambon, Indonesia. They are made for another mutual friend who will give them as a tribute to her father who was a POW in Indonesia. Pam Hammer will machine quilt them.




3a (4) POMEGRANATE FLOWERS - Cindy Steer. Cindy has used this traditional block to create a beautiful, large four patch quilt. It has been embellished with green tendrils in embroidery to add interest to the open spaces around the appliqué. Some Trapunto padding was used to add dimension. The narrow red border enhances the red fruit and the green sawtooth border adds movement and interest. So here is an idea to make a quilt using these large appliqué blocks as the centre of the quilt. Candy claims it is no masterpiece but I would dispute this. All quilts designed, planned, and executed are masterpieces in their own right. That's why we name them isn't it! Hand appliquéd and embellished, machine pieced and machine quilted. Another UFO finished. Commenced in 2013 and completed in 2017.



(5) SUMMER DAYS - Cindy Steer. The Elizabeth quilt was the starting point **3b** for this project. But finding an interesting piece of fabric to use as a centre square meant that Elizabeth went her own way. Cindy has used 1930's fabrics which give a fresh light look. It is machine pieced and uses a silk batting. Professionally machine quilted by Desley Maisano. Commenced in 2012 and completed in 2017. Cindy again is living up to our theme to just get it done.



3c (6) THROUGH THE SEASONS - Ros White. Ros has made this quilt for her daughter who was complaining that her house was too cold. It was taken and put on her daughter's bed after the AQA meeting as a surprise for her when she came home from work. The pattern is "The Avenue" by Louise Pappas. The four central blocks represent the four seasons and it expands from there. Ros has added extra rows to fit a Queen sized bed at 82 inches square. Hand and machine pieced and professionally machine quilted by Carol at Sewn and Quilted shop. Commenced in March and completed in August.



3d (7) LONDON SQUARE - Shirley Lodington. Monochromatic quilts are really breathtaking. The traditional blocks work well and red quilts always have that WOW factor. This is another Prize winning quilt. It was entered in Showcase and won FIRST PRIZE in the Crib Coverlets category. It was pieced on a cruise from London to Melbourne in 2016. This one is a quilt to look at closely to see Shirley's exquisite hand quilting. Hand pieced and hand quilted between September 2016 and February 2017.

(8) SHELBURNE CROSSROADS - Shirley Lodington. A visit to Shelburne Museum in 2008 is the inspiration for this quilt. It was begun in 2010. Shirley is taking to heart the idea that we should complete our UFO's this year. The pinks and browns, a very traditional colour choice has a very calming effect. Hand pieced by Shirley and professionally machine quilted by Vicki Jenkins.

3e




4




5



6



7



8

(Continued next page.)

SHOW AND TELL—Gift Quilts



The last two quilts are the results of a 2 1/2" square swap organised by Faye Eaton. One member made these using 1000 squares; one quilt used 396 to make a 4-patch quilt, the other used 624 in the pattern *Road to St Louis*.

SHOW AND TELL

(Continued.)



9 (9) SHIMMER - Judy Robinson Whitty. Judy has made this quilt for her niece's fortieth birthday. The repetition of varied blue strips evokes filtered sunlight falling on water which creates a shimmering effect. The randomly placed red triangles look like fallen leaves floating on the water. Here we have a wonderful modern quilt, very simple in design but representative of its title. Machine pieced and quilted by Judy between January and July 2017.

12



(10) MY HEART IS YOURS - Liz Willing. Liz entered this quilt in Showcase 2017. The completion was delayed by two years because of the passing of a dear friend. This makes the title more poignant, as a lot of memories were made and a lot of sadness felt during the making. It is delicious in its detail with great choice of fabrics and colours. This is her own design. The birds featured all over the quilt are a motif representing friendship and love. They have been used historically in tapestries and embroideries to give deep meaning and hope. Liz has hand appliqued, embroidered and pieced the quilt and machine quilted it on her long arm machine. Commenced in June 2015 and finished in June 2017.

13



10 (11) DIRNDL DAYS - Robyn Packham. Robyn brought Dirndl fabrics in Vienna on her travels. The motifs used represent Viennese landmarks. From the centre they are; the historic Ferris wheel, the Cathedral roof tiles, the Secessionist building roof and structure, gardens of Ringstrasse, and the colonnades of the Schonbrun a palace. The crisp colours of the red, white and blue sparkle, and look very fresh. It is hand appliqué and machine pieced and hand quilted in Perle 8 thread. Commenced January 2017 and completed in June 2017.

(12) FEELING SHIRTY - Robyn Packham. Robyn's husband prefers 100% cotton shirts, so the worn out ones find their way into Robyn's sewing room. A good way to increase your stash, especially as they would be soft and lovely to work with. He must have favoured blues there for a while. The soft chambray stripes and colours look great together. There is lots of triangle piecing to play with and put together like a jigsaw puzzle. It is quilted in the ditch to stabilise and then hand quilted to finish in Perle 8 thread. Commenced January 2017 and completed July 2017.

11 (13) FIT FOR A QUEEN - Robyn Packham. This scrap quilt is a pattern from "Hand Quilted With Love" by Sarah Fielke. The scrap squares and triangles are placed on a neutral grey/taupe background fabric. They are placed in zigzag vertical strips in a lively and exciting way. It is a joy to see quilts appear before us that we have seen in our many library books. Check them out; so many ideas for that next quilt. This is a large queen size quilt just right for sleeping under with this cold weather we have had lately. Machine pieced and machine quilted Robyn on her domestic machine. Commenced about two years ago and completed last week.



(Final word next page)



Karen is the enthusiastic owner of Mrs Martin's Quilt Shop, and as life is not always a straight line, she shared her story. Her love of fabric started early, but it was for first serious boyfriend's mother who taught her to sew. Karen went from school to Teachers College to teaching. When married and with two boys, she made the boys clothes after a Knitwit course, and made crafty items for pocket money. Three of her early quilts were shown, a flannel quilt which she machine quilted and never since has quilted another! The next was a sampler quilt, learning



techniques, the third a quilt in Christmas colours and now used from December 1st each year was a BOM. Another quilt was shown – Karen's first hand-pieced quilt, birthday money allowed the purchase of all the fabric for it, however teaching a Grade of 35 Preps, demands of two sons, husband, house and garden and with her mother ill, it was put on hold. Over time Karen learnt more about patchwork and became "bitten by the bug" and then starting teaching others at night.

A chance comment to Karen to think about opening a quilt shop. All she had done was teach and had no business skills, but yes, she would. She decided on the name, then naively tried for ages to write a business plan, obtained a loan, chose a rental house but it was not available for 7 months. Meanwhile she advised her Principal, bought stock, furniture and opened Mrs Martin's Quilt shop ten days after it became available.

She also took over the running of the Monbulk Quilt Show. After a few years the quilting world started to change and Karen needed to also. She moved "down the garden path" to her home at 133 Emerald/Monbulk Road, Emerald, only opening Tues., Wed., Thursdays, or by appointment, and is available as a pop-up shop and speaker. She has a web site, and recently took a group on a patchwork road trip in USA. She continues to run the Monbulk Quilt Show, proceeds to the Monbulk Fire Brigade. Now volunteer work is part of her life. Maree Lees holds a couple of days at her place each year. She knows these quilts make a difference to the children. Also "Share the Dignity" is another project she supports.

Karen loves her life and where patchwork has led her, she loves sharing friendship and knowledge and her enthusiasm was refreshing.

Valda Martin

GUEST SPEAKER FOR SEPTEMBER—PAM HAMMER

Pam will be speaking about her time volunteering, as part of a team, working with staff at the National Wool Museum in Geelong. The team have been rebuilding the National Quilt Register website that is to be re-launched in Launceston early September. Pam will also talk about assisting the staff with the storage of the National Wool Museum's Quilt Collection.

Tracey

LETTERS

Dear Members,

Today I have watched many quilts being taken by staff for their clients. Some are going to Young Mums, some to children in foster care, some to children of our clients; and I am sure that these will become treasures for these children.

Anglicare is a not for profit organisation that works alongside families and children to provide services aimed to assist them in overcoming difficulties while enabling them to achieve their goals.

We would like to extend our heartfelt thanks to your group for the donation of handmade patchwork quilts

Please accept our thanks and appreciation to your group.

Kind regards, Rebecca Hampson (Team Leader, Integrated Family Services).

Show and Tell (Final Word)

Thank you for these wonderful quilts. Show and Tell depends on the finishing of projects. These long term simpler quilts can be made around other projects. Like Bonnie Hunter and her scrap saver system; squares and triangles, twosies and foursies can be chain pieced along with other piecing. Before you know it you have the makings of another quilt.

If you like a challenge and want try something different and learn new techniques come along to the Art Quilt Group meetings as advertised in the newsletter. It is always interesting to see what new techniques are being tried. Sometimes it helps to move out of the comfort zone. You would be very welcome.

The newly planned Modern Quilt Group is another possibility for heading in another direction. Contact Ros Devine for details, or check in the newsletter. We all love to see the finished Quilts. We have such a lively and diverse membership at AQA there is always something new to see and inspire. With the Symposium coming up later this month we are in for a big learning curve and lots of convivial friendship.

Jeanette Widdows.

You know you're a quilter when...

you're prepared to spend money on a quilt weekend, but not on a 5-star motel.

Income

Door Takings	
1 st Monday	\$ 380
2 nd Monday	\$ 74
Raffle	\$ 92
Quilt Bags	\$ 24
Soup Kitchen	\$ 355
Membership	\$ 543
Commission	\$ 78
AQA Mug sales	\$ 2
Badges	\$ 10
Quilt In	\$1641
Symposium	\$ 50
TOTAL	\$3214

Expenditure

Guest Speaker	\$ 100.00
Library	\$ 50.00
Rent	\$1411.83
Quilt In	\$ 115.95
Newsletter	
Printing	\$ 132.77
Postage	\$ 96.47
TOTAL	\$1907.02
General Account	\$21813.71
Special Events Account	\$ 9567.72
Term Deposit	\$33006.94
TOTAL	\$64388.37

Call for Entries**Australian Quilts in Public Places**

An initiative of the
Australian Quilters Association Inc.

AQIPP 2017

REFLECTION

Whitehorse
ARTSPACE

Box Hill Town Hall
1022 Whitehorse Road
Box Hill, Melbourne

16 November - 21 December 2017



"Longreach Lagoon"
(detail)
Heather Bingham

Entries Close: 21 September 2017

For more information:

www.australianquiltersassociation.com

Email: aqipp2017@gmail.com

Sponsored by:

Brother International

brother
at your side

Australian Quilters Association

Aurifil Thread
GJ's Discount Fabrics
Kraftcolour
Rhino Glass Beads
Sewn and Quilted
Victorian Textiles

Pictures from the Symposium—Class Show and Tell



WHAT'S ON WHERE

26th—27th August Mornington Peninsula
Patchworkers Exhibition
Peninsula Community Theatre,
91 Wilsons Rd, Mornington
10 am—4 pm Entry \$7
Info: morningtonpatch@gmail.com

23rd—24th September Patchworkers and Quilters
Exhibition 2017
Eley Community Centre
87 Eley Rd, Blackburn South
10 am—4 pm Entry \$5
Raffle, trading table, demonstrations, refreshments
Info: patchworkersandquilters.com.au

4th—5th November Cobram Quilters Club Exhibition
Yarroweyah Hall, Murray Valley Highway,
Yarroweyah Vic
10 am—4pm Sat; 10 am—3.30 pm Sun
Entry \$5
Info: Raynor Thomas 5872 2450;
Lorinda Freeman 0419 329 388

PLEASE NOTE:

The information for What's on Where is collected from other quilters' sources and requests from organisations to advertise upcoming events.

Although this newsletter's objective is to be accurate, you should verify details of events for yourself.

If you send your organisation's information to the PO box, there may be a delay in the editor's receiving it. If you are in a hurry, contact me directly, by phone or e-mail. Jacqy

MEMBERSHIP FEES

The fees for 2017/18 will be:

Individual Member (Victoria)	\$35 per year
Interstate	\$30 per year
Junior	\$15 per year

Any Member who wants to hold a sale of craft, produce or anything else may set up a table before the meeting
(between 10 am and 11.15 am);
10% of the proceeds goes to AQA funds, and should be paid to the Treasurer.
Bring your own table.

Date for your Diary - AQA Market Day - October 2

At our October meeting we are going to have a Market Day. Book a table and sell your unwanted stash, or indeed make some items to sell (good timing for Christmas).
Do it alone or share a table with friends and turn those unwanted fabrics into cash! Cindy

24th—26th November Geelong Patchworkers & Quilters
'Quilts Tell Stories' Exhibition
Deakin University Waterfront Campus
10 am—4.30 pm Entry \$10
Info: lynetteweeks@gmail.com

16th November—21st December AQIPP
Whitehorse Artspace, Box Hill Town Hall
Whitehorse Rd, Box Hill
Phone: 9262 6250
Tuesday - Friday: 10am-4pm, Saturday: 12pm-4pm
Info: aqipp2017@gmail.com

OUR WEB SITE

New Members, and those with new computers, can access the Members' Own section of www.australianquiltersassociation.com by emailing hoobien1@gmail.com , to receive a password allowing you access to Members Own information.

ADVERTISING IN THE QUILTERS PATCH

If you wish to advertise in this newsletter, the following rates apply per issue.

	1 Month	6 Months
1/8 page	\$10	\$40
Quarter page	\$15	\$60
Half page	\$25	\$120
Full Page	\$40	\$200

Members are entitled to one free quarter page ad per calendar year (space permitting), after which the above rates apply. AQA is a Not-for-profit organisation and does not collect or pay GST.

Acceptance of advertising content is at the discretion of the editor. Concession rates will apply for bookings over 3 or more consecutive months. Bookings essential. Contact the Editor on 9857 7531. Payment required prior to newsletter deadline listed each month on page 2. Cheques to be made payable to AQA, please

The Appliqué Guild Australia Inc.

is hosting an

APPLIQUÉ- IN

Saturday 7th October 2017

10.00am - 4.00pm

Surrey Hills Uniting Church Hall,
Cnr Canterbury Rd & Valonia Ave, Surrey Hills

Members and Guests Welcome

Admission: Members \$6, Non-members \$8

Guest Speaker: Carolyn Murfitt from
Free Bird Quilting Designs

Retail Therapy: GJs Discount Fabrics

Lucky Door Prizes

BYO lunch & mug and a small treat to share please
Don't forget Show & Tell for us all to enjoy
Bring you're appliqué, sit, sew & enjoy time with
friends

Further information contact
enquiries@theappliqueguildofaustralia.org.au

Or phone Margaret 0409 165 60

For updates see our website calendar
www.theappliqueguildofaustralia.org.au

FROM THE EDITOR

This has been a very busy month, with Showcase (I'll have some pictures from that next month; the newsletter file was getting too big to include them this time), the Symposium (I enjoyed it very much, and hope to have some other photos later), and the usual monthly meetings.

One of the things I have been doing lately, when I'm finishing off the newsletter, is to look at the newsletter from ten years ago, just to see what was going on then. Strangely, some things don't change; I was wrestling with some problem with the computer; Showcase had just finished (and Shirley had won a prize); but we were looking forward to the Exhibition in a month's time, and planning a trip to New Zealand.

I went to my Tuesday quilt group yesterday, to show off my work from the Symposium workshop (it was much admired) and to finish the borders on a quilt which I hope to finish for a Christmas present.

Next I'll have to dye some backing for this quilt and another that's ready to go (I always buy extra-wide white-on-white material for quilt backings, and dye it to suit). I've already bought the batting, so there should be nothing to stop me getting on with it—but somehow I seem to be procrastinating. Admittedly, I've had a very crowded two months, and have been away or entertaining visitors, rather than quilting, but I should really get on with it.

I am preparing some items for the October Market Day; it sounds as though it will be a very interesting occasion. See Cindy if you want to participate. (By the way, Cindy was welcomed as a new member in September 2007.)

Well, I'll see you at the next meeting, in September; we'll be staying at the Crown as my husband has a couple of free nights courtesy of the casino.

Jacqy

If you are planning to make gift quilts to donate to the AQA Charity effort, you might find this useful:

As each group has different requirements for the sizes of quilts they can utilize there will be a list of the different organizations and the appropriate sizes and styles to be posted on our web site for easy reference.

Quilts for **SANDs**, consist of cotton front and flannel backing with no batting, measuring 24 inches, so the baby can be cuddled in the quilt.

Quilts Of Valour request quilts be at least 50" by 70" and they mostly need quilts in fabric and patterns suitable for males.

Other organizations we supply:

Baby sized cot quilts: 36" x 48"; Lap sized quilts: 56" x 70"

Apart from small cot sized quilts which are often square in shape, rectangular quilts are recommended as they means that they will still be useful as the children grow.

Suggested sizes are that they do not exceed 50 inches by 70 inches for adults and teens and that smaller quilts are made in child friendly fabrics in brighter colours.

Quilts for males, with no florals or pastel colours are always in demand for all age groups.

As the other groups offer services to a range of age groups, be assured that your quilt will be warmly received by them and will be much appreciated by the recipients.

We welcome any donations of fabric, patterns, orphan blocks, tops, finished quilts or even UFOs. We are currently working our way through the accumulation of donated tops and blocks and also plan to continue to make these our focus for the upcoming Gift Quilt Days. Ellen Mason is responsible for receiving completed quilts, keeping records of donated quilts and co-ordination of donating to the various organizations. Faye Eaton will continue to collect blocks and provide AQA labels for members to stitch to the backs of their donated quilts. Tracey Leonard and Jan MacFadyen will collect tops for quilting as well as any UFOs. If one of these ladies are away, then one of the others will be able to accept donations.

If any of this information is out of date, I hope the Gift Quilt Ladies will let me know. I plan to put it in at intervals, for your info. Jacqy



If undeliverable return to:
THE QUILTERS PATCH
PO Box 224, Surrey Hills 3127

ISSN 08124175

PRINT
POST
PP 100000882

POSTAGE
PAID
AUSTRALIA

Happy birthday in September



Judy	Arifovic	Elaine	Maslen
Gwen	Beazley	Judy	McNamara
Lois	Bell	Beverley	Miller
Jenny	Daniels	Carol	Nicholls
Veronique	Diligent	Jacky	Pacchiana
Judith	Gipps	Suzanne	Pascoe
Lisa	King	Joy	Richards
Allana	Kirk	Suzanne	Simpson
Joan	Livingston	Sally	Swan
Margaret	Martin	Margaret	Williams
Valda E.	Martin		