

THE AUSTRALIAN
QUILTERS
ASSOCIATION INC

THE QUILTERS PATCH

Reg. No. A001272M

Founded November 1979

PO Box 224 Surrey Hills 3127

www.australianquiltersassociation.com

Newsletter 409

June 2017




The Retreat was enjoyed by all. See page 5 for report

NEXT MEETING 5TH JUNE

The speaker will be Mary Hitchens.
Please see page 4 for a brief introduction.

Sit and Sew Meeting will be Monday 19th June.

The night meetings will be Wednesday 7th and 21st June.



THE AUSTRALIAN
QUILTERS
ASSOCIATION INC

OFFICE BEARERS

PRESIDENT

Ros Devine 0407856772

rdevine@fastmail.com.au

VICE PRESIDENT

Cindy Steer

SECRETARY

Colette Findlay

TREASURER

Heather Goddard

COMMITTEE

Shirley Lodington

Suzanne Simpson

Tracey Leonard

Elaine Maslen

Anna Amory

Allison Burger

Lisa King

MEMBERSHIP

Allison Burger

Lisa King

NIGHT MEETINGS

Kaye Hardman 0419 590 656

Alexa Collins 0406 150 102

LIBRARY

Tracey Leonard

GIFT QUILTS

Jan MacFadyen, Tracey Leonard

BLOCK OF THE MONTH

Faye Eaton

EXHIBITION CONVENER

SYMPOSIUM CONVENER

Shirley Lodington 9890 2603

SKILLSHARE

ART QUILT GROUP

Anne Cocks

AQIPP

Heather Bingham

GUEST SPEAKERS

Tracy Leonard 9799 0939

RAFFLES/DOOR PRIZES

Suzanne Simpson

HOSTESS

Elaine Maslen

PUBLICITY

Cindy Steer

CARING AND SHARING

Kaye Hardman

Kaye would appreciate any news on our members. You can contact her on 0419590656 or see her at meetings.

NEWSLETTER MAILOUT

Kaye Hardman, Sue Botta,

Robyn Packham

RETREAT

Cindy Steer

SHOW AND TELL

Suzanne Simpson

WEBSITE AND EDITOR

Jacqy Wong 0407 668 104

Email: hoobien1@gmail.com

Post to: PO Box 443 Mt Beauty 3699

MEETINGS

Monthly meetings are held on the FIRST MONDAY of each month (unless otherwise advertised) at: Surrey Hills Uniting Church Hall, Corner Canterbury Rd. & Valonia Ave, Surrey Hills (Melway 46 J11)

The hall will be open from 10.00 am for members to work on their own projects until the meeting which commences at 11.00 am. Bring your own lunch (unless a shared lunch is advertised, in which case bring a contribution); tea and coffee facilities are provided. A \$5.00 donation helps us to cover meeting expenses. For insurance purposes, we request all members and visitors sign the attendance book when entering the hall. The library does not open until 10.15 am.

A Sit and Sew Day (no meeting or library opening but details otherwise as above; \$4 fee) will be held on the THIRD MONDAY of the month. This day may also be used for workshops, morning teas etc.

Night meetings are held on the FIRST and THIRD WEDNESDAYS of the month, 7.30 - 9.30. Library open 8—9 pm. \$4 fee.

Parking: Note that the front undercover parking is reserved for unloading and for those members with disabled parking stickers/or who need easy access to the hall.

Due to the talking in the hall at meetings the six seats closest to the microphone (at the front) will be held for the hearing impaired.

NEWSLETTER DEADLINE

Material for inclusion in the June 2017 edition of *The Quilters Patch* must reach the Editor **by 22nd May**.

Material submitted for inclusion in *The Quilters Patch* should not infringe copyright of any kind. If you are not the original author or artist, please include source information for written material or pictures so that every attempt can be made to seek permission for its legal use.

If you wish to use/reproduce any part of this publication, please contact the Editor.

OUR NEW MEMBERS

**WELCOME TO ANY NEW MEMBERS
who have recently joined us.**

**You are most welcome
and we wish you many years
of happy quilting
and lots of good times at AQA.**



Please note: If you can't do your rostered job, please find someone else to take over or notify a member of the committee.

Raffles: Dymphne Anderson

Meet and Greet: Judy McNamara and Suzanne Simpson

Kitchen: Meryl McEwen

Library: Val Lewis and Jeanette Widdows

MINUTES OF MEETING MAY 2017

Present 81 **Apologies** 9 **Guests** 1

President's Report: Welcome to our speakers, Glenice Hopes and Fran Snowden. There was a display of their work on the stage.

Unfortunately, Rae Graham has resigned after 20 years membership. We thank her for her contribution.

Please look out for rosters and fill in when you can help.

Correspondence: Whitehorse City Council : notification of subsidy for the Symposium

Correspondence is displayed on the noticeboard in the foyer.

Treasurer's report: The March statement is on the noticeboard and has been passed by the committee.

When members have collected money on behalf of AQA, please count it and place in a plastic bag with the supplied note of amount, purpose and your name. The purpose is needed to ensure it is paid into the right account.

Insurance has been paid and receipt received. A copy of the Certificate of Currency has been sent to the church as required.

Membership: Lisa King reported that we currently have 166 financial members. Subscriptions were due today and can be paid by cheque, cash or direct deposit. Members who have not renewed will be reminded, if receiving a paper copy, by a stamp on the address label or an email if they receive it by email. If not renewed by the end of the month, the July newsletter is the last they will receive.

Library: Thanks to today's helpers. We encourage more to help in the library.

There were no new items this month but next month there will be new DVDs and magazines.

Opening times are 10am-11am and lunchtime.

Gift Quilts: Jan MacFadyen is the contact person and thanks also to Faye Eaton and Faye Burville and helpers. Apologies for the error in the newsletter.

Currently, SANDS is not taking any quilts so Jan suggested the smaller quilts could be given to IMPACT for Christmas presents, maybe some made into cushions or make up draw string bags.

Jeanette Widdows asked members displaying at Show and Tell to complete the display form, including anything of special interest so she has information for when the quilts are shown at the meeting and in Quilters Patch. Please also mark if the quilt is a gift quilt as it will be shown in the morning.

Art Quilts: Julie Langford showed A4 sized glass panels (safety glass and tempered) she has available for sale at \$2 each. The money will go to the Alfred where the donor had a transplant.

Heather Bingham suggested anyone wanting to try new art quilt techniques borrow books from the library with brown dots, many different techniques described there and useful for AQIPP.

Retreat: Cindy Steer reported the Retreat commences Friday 5th May.

Biggest Morning Tea: Raffle tickets and money due now.

Shirley returns Monday 8th. Helpers are needed; Judy McNamara has agreed to lead and to keep an eye on the kitchen. It is a shared Morning Tea

Cindy will be MC. The BMT is a fund raiser for the Cancer Council. Do bring along friends to this fun function. The speaker is Lara Burnie about Liberty fabrics.

Symposium: If members have not received the forms see Ros. Anna Avery has brought along a box of them. Anna is the person to answer your questions.

Anna reported that enrolments are starting to increase and are now open to non-members.

Tutors are well renowned and in high demand. The two small quilts offered by Raylene Richardson were displayed.

Most requirement lists are now available.

Details: 19 -20 August, Box Hill City Hall, lunch and AM and PM tea included.

The dinner is fully catered, \$30, it is a fun and relaxed dinner. Partners are welcome.

Those wishing to take forms to a quilt shop were asked to see Anna after the meeting.

Quilt in: This is a friendship day, bring along your friends, or invite other groups you belong to.

The speaker is from Cottage Garden Threads.

(Continued on page 6)

As you read this there will have been held two important events for AQA. The first was our fantastic AQA Retreat at Queenscliff. Our grateful thanks go to Cindy Steer and her helpers Helen Gammon, Jill Kennedy, Sonya DeGaris and any other helpers Cindy may have had. Over the weekend everyone pitched in to make the event a great success. It gave us time to sit and chat, go for a walk or even shop for new fashions! There was a small fashion parade, lovely to see the purchases being worn to dinner on Saturday evening. Show and Tell revealed no two similar projects. There was hand and machine piecing and hand quilting on the go. There was space to lay out blocks. In returning to the same venue the job of the convening committee is so much more streamlined. Queenscliff has much to offer. There is plenty of space and a full commercial kitchen which meets our requirements. Once again I travelled by public transport, lovely quiet time. Set the date now for the first weekend in May next year. Put a little cash away regularly and give yourself a treat and join us the weekend before Mother's Day next year.



The Biggest Morning Tea will also have been held. Thank you to Cindy, Shirley and the committee in my absence. Quilts will have been donated to the Petermac and further funds raised for the Cancer Council for cancer research. Thank you to you all for your support. Please invite your friends to the July Quilt-in. This is a day for us to invite guests. Please spread the word. Our guest speaker should be of interest to all who love threads and fabrics.

I'm writing this from Vienna late on Sunday evening as preparations are made for the BMT on Monday. Yes, coffee and sachertorte for Mother's Day this morning in an historic coffee lounge. In the evening summery sunshine tonight I noticed the roof on St Stephan's Dom has been replaced with new tiles in fantastic quilt patterns. There is inspiration and colour everywhere.

Ros Devine

AQA BLOCK A MONTH GIFT QUILT PROGRAM

Each month we will supply a different block pattern that you can make and donate to the Gift Quilt Program. These will then be put together and donated to those more needy. Each month the number of blocks or quilts donated will be recorded and at the December Meeting a major prize will be drawn - one entry for each block handed in.

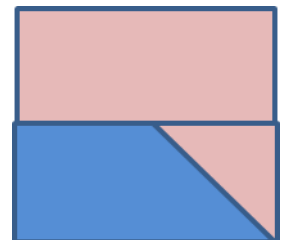
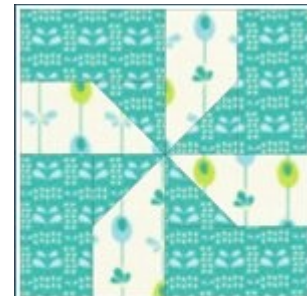
May Block— Maypole Dance

Cut four 4 1/2" by 2 1/2" rectangles of fabric A
four 4 1/2" by 2 1/2" rectangles of fabric B
four 2 1/2" squares of fabric A

Place a 2 1/2" square on one end of fabric B rectangle.
Draw diagonal line as shown.
Sew along line; trim seam to 1/4". Press.

Join this unit to a rectangle of fabric A.
Repeat to make four 4 1/2" blocks.
Arrange as shown in completed block, and Join as a 4-patch.

Block should measure 8 1/2" (8" finished).



GUEST SPEAKER FOR JUNE—MARY HITCHENS

The guest speaker for June is Mary Hitchens, who has a long list of credits to her name, quilt valuer, teacher, exhibition coordinator are just a few. On a personal note, I am looking forward to hearing Mary's story, as I am sure a lot of you are too.

Tracey

Rosters

We have a fully staffed Roster for the monthly meetings up to December.
In my absence, I will be handing the Roster to another committee member (possibly Lisa King) as sometimes members wish to cancel or swap their days.

Many thanks, Alison



Autumn has given a visual feast of colour this year. As I drive around our property at present the colours of the pin oak leaves remind me of bright red Bali fabrics, the reds, oranges, yellows and maroons melding together in unique patterns. Further on, nearly an acre of mixed coloured pumpkins are ready to be picked usually after the first frost. They vary from smooth grey Triambles to large slate grey ribbed skinned Queensland Blue. Dotted around are some Turkish Turbans, tri-coloured with a striped bump on the top, and small Golden Nuggets, these are prolific bearing and small, they stand out with their brightness. The streaky yellow of the huge Styrian hull-less – Pepita pumpkins makes a bold statement in the patch. This is grown for the beautiful eating seed, either eaten fresh or dried and crushed.

My only brother from Mudgeeraba, Qld, visited us and re-lived a childhood experience. Mushrooming. We were as surprised as he to find in a back paddock two large, about 25 yards in diameter, perfect circles of mushrooms. His bucket was already full, so these “Fairy Circles” were left intact. Nature is a treasure trove of colour, soon we will see and photograph the red ones with their white dots, so popular for appliquéing or embroidering. Magic.

Near the house the Glory Vine is in competition with the tall, willowy Liquid Amber. The Sasanqua camellia is covered in single pale pink flowers and is spectacular under the tall Japanese maple with its delicate leaves echoing the hues of the pin oaks but gracefully giving an umbrella of colour to it as well.

Away from the farm for our Retreat the variety of projects, fabrics and personalities was revitalising. It is always a joy to see the quilts that had been started or worked on at previous Retreats, finished. Colours again, well chosen and we all experienced our own visual feast, inside the sewing room!

RETREAT—2017



The AQA Annual Retreat in Queenscliff was a festival of sewing, delicious food, friendship, shopping and laughter.

Even though we agreed that *“What happens in Queenscliff stays in Queenscliff”* I am spilling the beans on a very enjoyable weekend (except for the shopping... you will just have to experience how good that is for yourselves next year).

City and the country members and representatives from both the night and the day groups mingled, laughed, swapped stories, sauntered the 90 metres required to get cappuccinos and took turns with the “chores” (fill the urn, check the milk, put cakes and snacks on plates).



The quilting projects we worked on ranged from intricate machine piecing, through hand and machine appliqué, exquisite embroidery, and hand quilting. At least eight of the twenty participants sat around draped in their gorgeous quilts as they made them even better with their hand stitching. Whether it was fine cotton or the thicker Perle thread, each quilt became prettier and prettier as the weekend progressed.

There was much discussion of technique, hoops (some didn't use them), footstools, aching backs, thimbles (that lasted a couple of hours) needles, batting, eyesight, quality of cotton and knots, knots, knots.

Luckily, we were able to take breaks and marvel at how quickly and beautifully some machine quilt tops were made. There was also appliqué done every which way and the embroidery work was spectacular. I think we all came away with many new quilting tips and tricks to add to our repertoires.

WOW on the ten minute “Pop up Project” we couldn't believe how easy it was and how lovely it turned out. (No...not telling. You had to have been there).

The food was delicious. The new caterer for the Friday night dinner was more than generous and some of us were able to save our lunch money and tuck in to the leftovers. Our night at the Pub on the Saturday (lovely food once again) ended up with every one meandering back early to make some progress on their projects. LOL. We are SUCH party animals!

We relaxed, we sewed, some stayed up late, some rose early and everyone made a few new friends.

Big thanks go to Cindy and her hardworking team for organising a weekend that was so relaxed it motivated everyone to sew, sew, sew.

Please put my name down again for 2018.

Judy Robinson Whitty



(Date for 2018 Retreat: Friday 4th - Sunday 6th May - Whitehall Queenscliff)





(1) BIRTHDAY QUILT - Heather Bingham
Heather has used small squares previously assembled from scraps to make this centre. The strippy borders come from her stash. Her friend will be very pleased to receive this gift for her 60th birthday. Heather machine quilted it.

3



(2) THREE LITTLE ROBINS - Janet Kidson
Janet's quilts are always a delight. The little robins are photo printed onto previously dyed fabric. Janet's husband, Mal, is the expert photographer. The photos are beautifully placed in square-on-square blocks in a central strip. The lateral border strips use Leesa Chandler fabrics, two prints merged with fussy cutting and raw edge appliqué. Commenced in December 2016 and finished, January 2017.



(3) SWEETHEARTS - Lisa King
This beautiful quilt in muted colours was commenced at Somerset Patchwork Summer School in 2016. The pattern is by Sue Ambrose. It is hand pieced and hand appliquéd. There is so much detail in this lovely quilt and it deserves a closer look. Toile fabric is used as background in some strips which adds interest. The muted greys and blues have a calming effect. There are many strips of different blocks, nine patches, diamonds and others. Machine quilted by Karen Styles. Started and completed in 2016.

4



(4) THE RED CENTRE - Lisa King.

This quilt was made for the Australian Textile Exhibition at Cranbourne Australian Botanical Gardens. The centre medallion depicts the red desert centre. It is surrounded by interesting machine pieced borders. The squares on point and the flying geese blocks are strong borders. The largest border has an interesting story. Lisa found two panels each with a painted circle in cream, taupe and brown. She was able to fussy cut them and place them in the border so it reads on the quilt as a large oval. It really suits the theme of the quilt and reminds me of tracks depicting pathways seen on Aboriginal paintings. It really works with the red centre. You never know what you might find fossicking around in fabric shops. That strangely marked fabric you had nearly given up on might be just the sparkle you need in your next project.

This is a small but excellent group of quilts. Keep working on the UFO's which are always lurking in the background. We need to see them in Show and Tell.

Jeanette Widdows.

(continued from page 3)

Any other business::

Kaye Hardman spoke about the IMPACT packing day she had attended at the weekend. The bags were packed by many and varied volunteers. Entertainers sang *You don't own me*. After, Kaye's car was filled with goods to be distributed to a safe house. The next packing day will be before Christmas.

Julie Langford told of her experience of asking for and receiving donations for IMPACT at a random pharmacy.

Odyssey House 30th anniversary quilt- Thanks to all who made blocks, Joanne Krause for putting these together and Daele Robinson for quilting it. It is still to be labelled ready for donating.

Jacqy Wong asked for photos and maker's names of winning quilts from AQC, Pam Hammer suggested checking their website. (Website since checked and copyright exists)

Ros thanked Jacqy for the great newsletter.

At the 2nd October club meeting we will have a market. Start assembling fabrics and items for sale including Christmas items. There was a reminder about working on a quilt to show at AQIPP to be held at Box Hill Artspace in late November/December. Pam Hammer pointed out that they could be traditional quilts

Meeting closed 12.05

Speakers were Glenice Hopes and Fran Snowden

Door Prizes 1 Lynne Steele 2 Tracey Leonard 3 Maureen Mackie

Raffle 1 Sue Pascoe 2 Carlene Gosbell. 3 Maureen Mackie

Colette Findlay