

THE AUSTRALIAN
QUILTERS
ASSOCIATION INC

THE QUILTERS PATCH

Reg. No. A001272M

Founded November 1979

PO Box 224 Surrey Hills 3127

www.australianquiltersassociation.com

Newsletter 405

February 2017



Happy New Year, and Happy Chinese New Year!

NEXT MEETING 6TH FEBRUARY

The speaker will be Robyn Falloon, Lions Club of Quilters Victoria

Please see page 5 for a brief introduction.

Sit and sew meeting is Monday 20th February.

The night meetings will be Wednesday 1st and 15th February.

The last mentioned will be a shared Supper.



THE AUSTRALIAN
QUILTERS
ASSOCIATION INC

OFFICE BEARERS

PRESIDENT

Ros Devine 0407856772

rdevine@fastmail.com.au

VICE PRESIDENT

Cindy Steer

SECRETARY

Colette Findlay

TREASURER

Heather Goddard

COMMITTEE

Shirley Lodington

Suzanne Simpson

Tracey Leonard

Elaine Maslen

Anna Amory

Allison Burger

Lisa King

MEMBERSHIP

Allison Burger

Lisa King

NIGHT MEETINGS

Kaye Hardman 0419 590 656

Alexa Collins 0406 150 102

LIBRARY

Tracey Leonard

GIFT QUILTS

Jan MacFadyen, Tracey Leonard

BLOCK OF THE MONTH

Faye Eaton

EXHIBITION CONVENER

SYMPOSIUM CONVENER

Shirley Lodington 9890 2603

SKILLSHARE

ART QUILT GROUP

Anne Cocks

AQIPP

Heather Bingham

GUEST SPEAKERS

Tracy CLeonard 9799 0939

RAFFLES/DOOR PRIZES

Suzanne Simpson

HOSTESS

Elaine Maslen

PUBLICITY

Cindy Steer

CARING AND SHARING

Kaye Hardman

Kaye would appreciate any news on our members. You can contact her on 0419590656 or see her at meetings.

NEWSLETTER MAILOUT

Kaye Hardman, Sue Botta,

Robyn Packham

RETREAT

Cindy Steer

SHOW AND TELL

Suzanne Simpson

WEBSITE AND EDITOR

Jacqy Wong 0407 668 104

Email: hoobien1@gmail.com

Post to: PO Box 443 Mt Beauty 3699

MEETINGS

Monthly meetings are held on the FIRST MONDAY of each month (unless otherwise advertised) at: Surrey Hills Uniting Church Hall, Corner Canterbury Rd. & Valonia Ave, Surrey Hills (Melway 46 J11)

The hall will be open from 10.00 am for members to work on their own projects until the meeting which commences at 11.00 am. Bring your own lunch (unless a shared lunch is advertised, in which case bring a contribution); tea and coffee facilities are provided. A \$5.00 donation helps us to cover meeting expenses. For insurance purposes, we request all members and visitors sign the attendance book when entering the hall. The library does not open until 10.15 am.

A Sit and Sew Day (no meeting or library opening but details otherwise as above; \$4 fee) will be held on the THIRD MONDAY of the month. This day may also be used for workshops, morning teas etc.

Night meetings are held on the FIRST and THIRD WEDNESDAYS of the month, 7.30 - 9.30. Library open 8—9 pm. \$4 fee.

Parking: Note that the front undercover parking is reserved for unloading and for those members with disabled parking stickers/or who need easy access to the hall.

Due to the talking in the hall at meetings the six seats closest to the microphone (at the front) will be held for the hearing impaired.

NEWSLETTER DEADLINE

Material for inclusion in the March 2017 edition of *The Quilters Patch* must reach the Editor by **20th February**.

Material submitted for inclusion in *The Quilters Patch* should not infringe copyright of any kind. If you are not the original author or artist, please include source information for written material or pictures so that every attempt can be made to seek permission for its legal use.

If you wish to use/reproduce any part of this publication, please contact the Editor.

OUR NEW MEMBERS

**WELCOME TO A NEW MEMBER
who has recently joined us.**

Betty Wardrop

**You are most welcome
and we wish you many years
of happy quilting
and lots of good times at AQA.**



Please note: If you can't do your rostered job, please find someone else to take over or notify a member of the committee.

Raffles: Judy Bell

Meet and Greet: Allison Burger

Kitchen: Margaret Grinton

Library: Ann Shaw

MINUTES OF MEETING DECEMBER 2016

Minutes of previous meeting Amendment: Vic Quilters Spring Gathering at Mt Waverley not Waverley Quilters. Present 94 Apologies 5 Guests 5

Correspondence On notice board.

Yvonne Maher emailed that she had received a \$100 Gift card from symposium mug order – committee will discuss how this should be used, one suggestion has been a pull up banner.

President: Ros welcomed members to the Christmas Meeting.

Thank you for Shared Morning Tea goodies which we enjoyed, with plenty left for lunch..Please help with the washing up. Thanks to Elaine Maslen for her assistance in catering.

Newsletter Corrections and additions

Error in the calendar, Date of Symposium is August 16-17; AQIPP Nov 16 – Dec 21.

Art Group meets 2nd Monday of the month at homes + on Sit and Sew days; Night group: 1st and 3rd Wednesday evenings 7.30pm.

Caring and Sharing Kaye Hardman fills this new role. Please let Kaye know about any relevant issues.

Roles of the committee: Committee members were invited to join Ros at the front, and she detailed the roles each is to play.

Archives We have not had an archivist since Dianne Routt. With the 40th anniversary approaching we would like to have archival work done, there is much in our cupboard to sort out. Several members could be involved.

Treasurer's Report: Ros reported that Heather Goddard had been involved with CAV on how to submit our report.

Membership: Still 243 Presentation of Life Membership to Shirley Lodington Thanks to Shirley for her constant contribution in many different roles over the last 18 years.

Impact: Kaye Hardman reported on the packing day held at the weekend. Many attended and an enormous quantity of donated goods was packed into individual bags for women, large bags of toys (3000 items) and bags of varied goods to go to Safe Houses for their residents to select as needed Kaye is delivering a carload to a safety house tomorrow. Kaye reminded members donations are now needed in preparation for the Mother's Day distribution

Presentations: Ros then thanked Kaye for years of leadership as a hard-working and caring president and presented her with a poinsettia to the accompaniment of rousing applause.

Presentation of 10 year badge to Judy Ballantyne. Judy Ballantyne has resigned after several years but has speakers in place until after April. We thank her for all her work. Judy stressed that it is a very interesting job. You are in contact with creative and skilled people. As well as organising speakers the position (which can be filled by a group) is responsible for looking after the speaker on the day. Jacqy Wong praised Judy for the way she had kept her informed about speakers for Quilters Patch.

Nanette Griffiths has resigned from organising door and raffle prizes. Suzanne Simpson will now lead a team and we are seeking several members to help. Suzanne will welcome goods donated for prizes.

Judy and Nanette were thanked for their work and presented with pots of colour.

Jean Price was presented with a pot plant in recognition of the many years during which she has collected and counted entry and raffle money at AQA events This has been much appreciated Di Cantwell has agreed take over.

Art Quilts: Ann Cocks reported that a successful meeting was held at Shibany Mishra's home.

Symposium The correct date is 19 and 20 August, work currently occurring is on booking sheet.

AQIPP A further 1000 fliers have been printed at Brothers' (major sponsor); expense to be distributed in Kraft Kolor with their latest mailing.

Retreat Cindy reported the venue has been booked at Whitehall, Queenscliff and expressions of interest have been requested re Thursday night as this extension depends on numbers.

LOL Liberty blocks were due by today.

Gift Quilts Faye thanked members for the wadding donated and said scraps are also welcome. If material is needed when you are working on a gift quilt you can check what is in the storeroom. Tony Sullivan was acknowledged for his assistance with wadding for gift quilts.

Project 72073 Jan Mac described this project from America which aims to produce quilts to be displayed at exhibitions worldwide. They are to draw attention to the murder of disabled people in Europe during WW2. The block design consists of two red crosses on a white background. Any technique can be used. Jan has paper instructions.

Library (Tracey) –Books borrowed today are for 2 months. There will be a book stock take in January meaning books will be available all next year. Tracey has a friend wishing to sell her long arm quilting machine, if interested, see Tracey.

The Applique Guild of Australia Fliers for AGM are in the foyer for those interested.

Thank you to all for Christmas spirit today

Thank you to Olga for lunchtime music. Olga took the opportunity to thank the many members who have donated fabric and notions for use by Dream Stitchers.

Meeting Closed at noon.



She brought as a gift for me in a purpose built pretty box, a silk embroidery, double sided and suspended in a frame to show the exquisite work from either side. Hunan Province is renowned for this style of beautiful work. The skill involved to work on a background of silk with the most delicate of coloured silk thread is awe inspiring. Only in a few private collections and perhaps in a museum have I seen this work. It is interesting that Xue did not know that I am an embroiderer and textile artist.

To quote Elizabeth Johnson, "Really, I don't dislike to cook, but what you cook is eaten so quickly. When you sew, you have something that will last to show for your efforts.. Besides if you keep your embroidery and quilting on the benches and tables you will not need to dust!"

Once again AQA will hold its annual quilt retreat at Whitehall Guest House, Learmonth Street, Queenscliff on Friday 5th May - Sunday 7th May. All AQA members are welcome to attend the weekend and we especially would like to welcome members who are not able to attend meetings.

The cost is \$195.00 per person which includes two nights' accommodation, 2 breakfasts, morning and afternoon teas, one catered dinner and a small project. We normally have dinner 'in-house' on Friday night and then on Saturday night go to a local hotel/restaurant for dinner (this dinner is not included in the cost).

There is plenty of leisure time to sew, shop and explore Queenscliff and visit the lovely patchwork shops in Geelong on the way down! Day visitors are also welcome at a cost of \$20.00 per person per day. The venue has plenty of room for guests to bring sewing machines, it is also very well heated and you can have your own room. There are a few ensembles available, but you do require a medical reason to have one!! We can organise car pooling, and can cater for some dietary requirements.

At this stage, we are unable to offer a Thursday night option as there was not enough interest to make it viable. Booking details will be in the March newsletter and if you have any questions please see me at the February meeting, email me on cindysteer@icloud.com or call me on 0432 731 345.

Cindy Steer and the organizing committee - Jill Kennedy, Helen Gammon, Julie Halliburton.

There is a change of venue for the art group. Art quilt group for February will be at the home of Anne Cocks on Monday Feb. 13 at 10 Angle Rd, Balwyn at 10am. All welcome. Please bring show and tell from holidays.


Anne Cocks 9817 2282.

Lions Victoria is celebrating 100 years since its formation in 1917. Robyn is President of Lions Club of Quilters Victoria which was formed in April 2014 to establish the *Australian Quilt Museum* and will capture our Australian quilt history and the comprehensive stories of our quilt makers and designers. She will also bring along the Centennial Quilt which club members have been working on.

Happy New Year everyone, I hope that you all have had a nice, quiet or productive long break. The stocktake was completed in January with the help of my library fairies. We have alphabetized the red (general patchwork) section and rearranged where the other sections live.

Until next time happy stitching,

5



1 (1) EMERALD TABLE RUNNER - Mary Vassos. Mary has made this long table runner a a second year anniversary present for her son and daughter-in-law. It uses fifty five different green fabrics pieced with a cream background. The effect is of a green vine twining around a pole. It makes a beautiful cotton Anniversary gift. Hand pieced and quilted between August and November 2016.



2a (2A & B) TABLE CENTRES - Mary Vassos. These wreaths are made as attractive table decorations. There are two in red and green Christmas colours; one for herself and the other for "Uniting Age Well" in Box Hill. The other wreath is a gift for her parents, in pansy fabric with mauve and pale green. Her mother loves pansies. With these colours the decorations can be used year round. They look very intricate like a wonderful fabric puzzle. The backs are also pretty.



2b (3) HOUSEWARMING GIFT - Alexa Collins. Lexie has used fat quarters to make a stack and slash quilt. It is a gift for friends who are retiring to Philip Island. Machine pieced and professionally machine quilted by Pam Hammer.



3 (4A & B) WARMTH AND FLOWERS FROM DOWN UNDER - Corrie Calejari. (Front and back) Lisa Chandler Australian fabrics were the starting point for this quilt. The map of Australia as the central block is surrounded by kaleidoscope blocks in the nine patch setting. The back is also interesting with Aboriginal print fabric and Australian fauna fabrics. Corrie has made this quilt for her grand-daughter in Chicago. Hand and machine pieced between July and December 2016.



4a (5) SHADOW OF JANE'S GARDEN - Barbara Addie. It is good to see a completed quilt from the 2015 Symposium. Sometimes it is quite a challenge to make Di Ford's quilts as she is often still in the process of planning the blocks to go with the centre design. The centre appliqued medallion is beautifully offset by the sashing, posts and extended nine patches set on point. The sashing fabric is lovely. This quilt definitely has that "aah" factor. Hand pieced then professionally machine quilted by Pam Hammer.



4b (6) JENN'S 1600 - Alexa Collins. The 1600 pattern has been used to great effect here in vibrant purples, a favourite colour. This variation uses scraps as well as the full width strips. Small squares in Batik are used to separate the long strips. This was commenced at Retreat at Queenscliff 2015. What a spectacle it was to see Lexie surrounded by piles of strips gradually being joined into one long piece. It is no easy task to then piece the strips without having the same fabrics adjoining; sort of like an elongated jigsaw puzzle. See what a productive time you can have at retreat. Machine pieced and quilted between Retreat 2015 and December 2016.

between Retreat 2015 and December 2016.


(7) SCRAPPY ORANGES- Alex Elliot. Alex has scrounged scraps from friends near and far to make this stunning quilt using orange segment blocks. Each segment is appliqued to a neutral background square and then arranged in this setting. The backgrounds are scrappy as well which makes the quilt much more interesting. This would make a great hand pieced travelling project; easy to pack and carry. Hand pieced and hand quilted between January and September 2016.

(8) GILLWELL REUNION QUILT Elaine Maslen. This reunion is for scout leaders who have completed training and have received their "Wood Badge". They meet yearly for a camping week-end of fun. The screen printed motifs on the panels have significance for these leaders. Machine pieced and quilted by Elaine in eleven days. What a great effort and with a memorable quilt to show for it.

(9) CHINNACOTHE OHIO QUILT TOP - Diane Dalton. Diane purchased this hand pieced quilt top in 1980. It uses the rail fence variation of rectangles in 1930's fabrics and looks a bit like trips around the world. What an interesting way to put these fabrics together. These fabrics always look so fresh and pretty. At Retreat last year Diane layered and started the hand quilting. (10) CIRCLES GONE MAD - Sue Pascoe. This quilt is a gift for Sue's grand-daughter who has just completed year 12. Sue used brights from her stash and they really sparkle against the neutral greys of the backgrounds. Even though there are many traditional prints used, the greys make it look very modern and fresh. Sadly her stash has not diminished at all. We all share that conundrum. Needle turned applique with machine pieced rows.



5




6



7





8



9

(Continued on next page)

SHOW AND TELL—Gift Quilts



SHOW AND TELL



(10) CIRCLES GONE MAD - Sue Pascoe. This quilt is a gift for Sue's grand-daughter who has just completed year 12. Sue used brights from her stash and they really sparkle against the neutral greys of the backgrounds. Even though there are many traditional prints used, the greys make it look very modern and fresh. Sadly her stash has not diminished at all. We all share that conundrum. Needle turned applique with machine pieced rows.


10 (11) CHEVRONS - Cindy Steer. Remember all those 2 1/2 inch squares we have been thriftily cutting down? Here is a brilliant way to use them. Cindy originally collected them for a different project. But after finding how the scraps fell into colour groups this chevron arrangement evolved. The squares are contained by a narrow red then a wider blue border and finished with wool multi-coloured triangle sawtooth edge. It is a very dramatic quilt. Hand quilted using Perle thread in the big stitch method. Commenced September 2015 and completed December 2016.

11 (12A & B) SHOPPING BAGS - Shirley Lodington. Shirley purchased these bags at Woolworths and has decorated them with Suffolk puffs and buttons. Two lucky people will get these for Christmas.



(13) T - QUILT - Prue Townley. This quilt started as a 40th wedding anniversary gift for Prue's brother, but now, as sometimes happens with quilts, it will be for this Christmas and for the "0" birthdays for Roger and Marion in 2017 and 2018. Prue saw the T-block in a quilt exhibition at Rochester in 2011. "T" is very appropriate for the Townley clan. The original block was for the Temperance movement. As Prue says, the joke, is that her family do indeed enjoy the occasional drink! Quilts do evolve during the planning. Many of us have quilts evolving in our own cupboards. It was commenced as a hand pieced project, but then was completed by machine. The number of blocks was reduced to sixteen, as quite big enough. Half square blocks create a dark sawtooth border.

12a (14) TRIPLE STAR - Kaye Greening. Kaye was under the illusion that using lots of 2 1/2 inch squares would reduce her stash. I think we have a theme emerging here. We all know they multiply in that box when we are not looking! This subdued colour way is very effective using cool darks and a cool red as an accent colour and makes a masculine style quilt. The three stars are quite complex and dramatic. Professionally quilted by Desley Masano. Made between 2015 and December 2016.



There are so many things that inspire our quilt projects; Show and Tell, exhibitions, magazines, books, tutors, friendship groups and speakers. We are so fortunate to have such an active quilt guild. Thank you to all who participate so willingly. Best Wishes to everyone for another successful year ahead in 2017.

Jeanette Widdows.



Santa arrived a little early in the form of our guest speaker Janette McInnes. There were no pressies in a stocking, but the eye candy Janette delivered was a treat and what's more contained no calories!!

Janette has a passion for and collects, repairs and conserves old, antique and vintage quilts. We saw these wonders 'in the flesh' so to speak. A couple of white gloved assistants helped her husband share the of beautiful old, loved, worn and treasured quilts; some utilitarian and others stunningly beautiful.

My absolute favourite was a Lemoyne Star circa 1870 - tiny soft mauve and pink stars set on point twinkled out to us from a white background. Oh what a beautiful quilt.

My next favourite was a Basket quilt circa 1860 - browny/red, purple and orange baskets set in a white background. The Madder dyed fabrics had faded to soft and gentle tones but this enhanced the overall appearance of the quilt. The quilting was superb.

There was a turkey red and white Variable Star, an 1880-1890's brown and double pink's 'Letter H' quilt (Janette is not sure of the significance of the H) and an 1870's 9 piece on point in browns and pinks with a splash of blue and a fine binding. Death was seen as yet another opportunity for making a commemorative quilt; an album quilt of indigo on white featuring 4 or 5 different mourning fabrics was signed by the funeral attendees. The 1890's c. 'The Lost Ships' quilt features blocks set on point in shades of browny/red and includes many dressmaking fabrics designed specifically for mourning.

Redwork quilts were popular between 1885-1925 and were within the scope of children and inexperienced sewers. Two examples the first of which had a prairie point edge, no batting and dates from August 1917 and was signed Emil. May. The other featured Kate Greenaway style figures on a cream background; interestingly there was herringbone stitching between the blocks and the quilt was signed Annie Mary H. Gehris 1915.

Janette is a fan of Depression era and Postage Stamp quilts and we saw her favourite. A 'Trip Around the World' with a fine mauve binding. A true scrap quilt featuring 3125 one inch squares with 2 central black squares.

A 1930's "Steps in the Flower Garden" – another true scrap quilt but tying it all together were the black and orange 'steps in the garden'. There were several shattered patches which Janette surmises were brown; evidently brown is the problematic dye. Another scrappy was 'Aunt Jens Flower Garden' it was definitely a warm garden filled with bright yellows, black and purple blocks which were surrounded with pastels.

Janette is a collector of many objects one of which is a collection is of swans. She also has a swan quilt; "Swans on Lily pads" is a delightful mix of feed sack appliqué and embroidery on a white background. 25 swans 'swim' on their embroidered blue water with nearby yellow and green lilies and pads which have been outlined with stem stitch. Janette has been unable to find a patchwork pattern for this design.

We were also fortunate to see some of her very own work. A 1997-99 red, green and white hexagon quilt with a twist. A large red and green hexagon central star surrounded by smaller red and green 'flowers' all contained within a slightly naïve border of a vine and what looked to me like wine glasses filled with grapes. A tiny red binding finished the whole. The other was her version of "Missouri Daisy"; a large daisy centre with 25 stars surrounding it and fine prairie points setting off the quilt.

I've not mentioned all of the quilts that were shared with us. For an interesting tour of Janette's collection check out her blog at www.theplainneedlewoman.com. Janette also has a Pinterest site, check that out for a little more low-calorie consumption.

Nanette Griffiths



Shirley, new Life Member



Nanette, Kaye and Jean, retiring from various duties.

Income	
Door takings	
1st Monday	\$ 450.00
1st Wednesday	
3rd Monday	\$ 105.00
3rd Wednesday	\$ 44.00
Raffle	\$ 100.00
Interest	\$ 0.61
Bag Sales	\$ 34.00
Commission	\$ 12.00
TOTAL	\$ 745.61
Expenditure	
Newsletter	
Printing	\$ 136.95
Postage	\$ 100.32
Badges	\$ 243.65
Catering	\$ 57.10
Postage	\$ 20.00
Consumer Affairs	\$ 111.60
Honorarium	\$ 500.00
Printing (AGM)	\$ 7.26
Stationery	\$ 51.79
Gifts/Cards	\$ 62.85
TOTAL	\$ 1291.52
General Account	\$ 17960.73
Special Account	\$ 4651.73
Term Deposit	\$ 32950.06
TOTAL	\$ 55562.52

FINANCIAL REPORT—December 2016

Income	
Door takings	
1st Monday	\$ 569.34
1st Wednesday	\$ 64.05
3rd Monday	\$ 83.00
3rd Wednesday	\$ 24.00
Raffle	\$ 232.75
Membership	\$ 45.00
Book Sale	\$ 85.00
TOTAL	\$ 1103.14
Expenditure	
Guest Speaker	\$ 100.00
Gifts	\$ 69.90
Cards/Stationery	\$ 37.84
Catering	\$ 2.50
Quilt Boxes	\$ 90.95
Postage	\$ 9.00
Newsletter	
Printing	\$ 136.95
Postage	\$ 100.32
TOTAL	\$ 547.46
General Account	\$ 18384.93
Special Account	\$ 4651.73
Term Deposit	\$ 32950.06
TOTAL	\$ 55986.72

The Gift Quilt Team spent two days sorting out all the fabric, quilt tops, backings etc while the library stocktaking was undertaken in January. It was a wonderful opportunity to see what fabrics we have to work with as well as preparing more kits for members to take home to finish by quilting. Our pile of tops is diminishing and we should have caught up with them in the next few months. We wish to thank everyone who has been busy getting them finished for donation and it has helped to clear out our cupboards in the back room.

If you are able to take some to finish, please see one of us at the meetings as we will put them out on the table and they include the top, batting, backing and binding. Any help is always appreciated so we can continue to get more quilts ready for donation. Also if you have a top to donate and are happy to quilt it yourself, please see one of us if you would like backing or batting to use. We are also getting a pile of quilts ready to have the binding hand stitched down and they will be available at our Gift Quilt Sit and Sew Day on March 20th.

We're ready for another productive year making gift quilts and hope you will be able to join us at our two Gift Quilt days this year.

Many thanks, Faye Eaton, Faye Burville, Ellen Mason, Jan Mac



If you are planning to make gift quilts to donate to the AQA Charity effort, you might find this useful:

As each group has different requirements for the sizes of quilts they can utilize there will be a list of the different organizations and the appropriate sizes and styles to be posted on our web site for easy reference.

Quilts for **SANDs**, consist of cotton front and flannel backing with no batting, measuring 24 inches, so the baby can be cuddled in the quilt.

Quilts Of Valour request quilts be at least 50" by 70" and they mostly need quilts in fabric and patterns suitable for males.

Other organizations we supply:

Baby sized cot quilts: 36" x 48"; Lap sized quilts: 56" x 70"

Apart from small cot sized quilts which are often square in shape, rectangular quilts are recommended as they means that they will still be useful as the children grow.

Suggested sizes are that they do not exceed 50 inches by 70 inches for adults and teens and that smaller quilts are made in child friendly fabrics in brighter colours.

Quilts for males, with no florals or pastel colours are always in demand for all age groups. As the other groups offer services to a range of age groups, be assured that your quilt will be warmly received by them and will be much appreciated by the recipients.

We welcome any donations of fabric, patterns, orphan blocks, tops, finished quilts or even UFOs. We are currently working our way through the accumulation of donated tops and blocks and also plan to continue to make these our focus for the upcoming Gift Quilt Day in September. Ellen Mason is responsible for receiving completed quilts, keeping records of donated quilts and co-ordination of donating to the various organizations. Faye Eaton will continue to collect blocks and provide AQA labels for members to stitch to the backs of their donated quilts. Tracey Leonard and Jan MacFadyen will collect tops for quilting as well as any UFOs. If one of these ladies are away, then one of the others will be able to accept donations.

WHAT'S ON WHERE

Sat 11th--Mon 13th March

Ballarat Begonia Quilters Exhibition 2017
(in conjunction with the Begonia Festival)

10am--5pm---\$5.00 entry

Ballarat Mining Exchange

12 Lydiard St Nth Ballarat

[Enquiries---ballaratbegoniaquilters@gmail.com](mailto:enquiries---ballaratbegoniaquilters@gmail.com)

5th--7th May

AQA Retreat, Queenscliff

See page 5 for more information.

15th July

AQA Quilt-in

More information later

19th--20th August

Symposium

Box Hill Town Hall

More information later

16th November--21st December

AQIPP

Whitehorse Art Space

PLEASE NOTE:

The information for What's on Where is collected from other quilters' sources and requests from organisations to advertise upcoming events.

Although this newsletter's objective is to be accurate, you should verify details of events for yourself.

If you send your organisation's information to the PO box, there may be a delay in the editor's receiving it.

If you are in a hurry, contact me directly, by phone or e-mail. Jacqy

ADVERTISING IN THE QUILTERS PATCH

If you wish to advertise in this newsletter, the following rates apply per issue.

	1 Month	6 Months
1/8 page	\$10	\$40
Quarter page	\$15	\$60
Half page	\$25	\$120
Full Page	\$40	\$200

Members are entitled to one free quarter page ad per calendar year (space permitting), after which the above rates apply. AQA is a Not-for-profit organisation and does not collect or pay GST. Acceptance of advertising content is at the discretion of the editor. Concession rates will apply for bookings over 3 or more consecutive months. Bookings essential. Contact the Editor on 9857 7531. Payment required prior to newsletter deadline listed each month on page 2. Cheques to be made payable to AQA, please

Date for your Diary - AQA Market Day - October 2

At our October meeting we are going to have a Market Day. Book a table and sell your unwanted stash, or indeed make some items to sell (good timing for Christmas).

Do it alone or share a table with friends and turn those unwanted fabrics into cash! Cindy

FROM THE EDITOR



This quilt missed out on the last show and tell, because it wasn't finished; and, as it was given as a Christmas present it won't be in the next one. So I am taking advantage of my position as editor to show it off myself. It's for my grandson, who is keen on trucks; the material is covered with pictures of earth-moving equipment, which is close enough.

Well it will be nice getting back into the swing of things for this year. I have joined another quilting group up here, at Kankoon; they meet every Tuesday. So far, I've only been able to join them in the afternoon, as I have a water exercise class on Tuesday mornings, but in the winter I will be able to go all day. The Mount Beauty group has started the year with a mystery quilt, but I haven't even got round to cutting out the required pieces yet. Once this newsletter is off, I should be able to get busy on it, but it has been so hot lately, that I haven't felt like doing anything.

The veggies are doing well; we've had buk choi, beans and snow peas and are hoping for plenty of capsicums, tomatoes and corn later.

As it is Chinese New Year in a couple of days, I'll wish you all goong hai fat choi (have a prosperous year) Jacqy

OUR WEB SITE

New Members, and those with new computers, can access the Members' Own section of

www.australianquiltersassociation.com

by emailing auquas@hotmail.com,

to receive a password allowing you access to Members Own information.

MEMBERSHIP FEES

The fees for 2016/17 will be:

Individual Member (Melbourne)	\$35 per year
Country (Interstate/STD)	\$30 per year

Any Member who wants to hold a sale of craft, produce or anything else may set up a table before the meeting (between 10 am and 11.15 am); 10% of the proceeds goes to AQA funds and should be paid to the Treasurer. Bring your own table.

LIONS CLUB OF QUILTERS VICTORIA

lionsaustralia

we serve



1. **Introduction** – chartered in April 2014, our unique club was formed on the basis of establishing the *Australian Quilt Museum®* to capture our Australian quilt history and the comprehensive stories of our quilters and designers.
2. **Special interest** Lions club – we are setting the pace internationally as a new model for Lions clubs.
3. **Museum** – significant work has already been accomplished but we need support from quilters, quilting groups, Lions and philanthropists to see this eventuate. Lions Constitution guarantees that 100% of all public money received for the museum (*ie every cent of every dollar*) is directed transparently to this targeted club project.
4. **Centennial Quilt "The Journey"** and the accompanying series of artistic Leaf Recognition Panels will feature in a special display representing our entire global region at the Lions Clubs International Centennial Convention in Chicago in July, 2017.
5. **Celebration and recognition** of Australian quilt makers and designers from post war to present day – including an important acquisition program, is a key focus in our forward planning.
6. **Our Community Quilt program** is our service and humanitarian contribution.



Your invitation to
an exhibition at KIMONO HOUSE

"Kimono Portraits"
by Maria Giannoukas & Theo Giannoukas
Reflections of Japan & its People

A collection of humble portraits in
hand-dyed, layered & stitched vintage kimono textiles.

Exhibition:
11 - 24 February 2017
Tuesday to Saturday 10am - 5pm
Closed Sunday and Monday

Meet the Artists:
2pm Saturday February 11

Kimono House
Level 2 Nicholas Building
37 Swanston St, Melbourne
Lift access via Cathedral Arcade
corner Flinders Lane
www.kimonohouse.com.au
Tel: 03 9639 0565



"MAPPING SHEPP"

**An Exhibition and Workshops from The Shepparton Textile Artists Inc
as part of the Shepparton Festival.**

Exhibition upstairs at Eastbank, SAM. March 4th-12th.

For more information contact:

Wendy pepette@me.com or 0468 361 823.

For information on the workshops contact:

Kerry kerryhandwerk@bigpond.com or 0417 011 327.

Uniting Care Charity Donation Bin.

As a way of supporting the work done by the Uniting Church, who rent us the Hall for our meetings and storage; we would like to suggest that if you have any donations of suitable household goods, which they will use for their work supporting the less fortunate members of society, there is now a collection bin at the front of the Hall to the right of the main door. It might be a convenient option to drop things off when attending meetings. Please note the photo which describes items that they are unable to use.

Other Donations

Don't forget we are still supporting **Impact** (toiletries etc for victims of domestic violence)
and **Uplift** (bras and undies for women and girls in the Pacific Islands).



If undeliverable return to:
THE QUILTERS PATCH
PO Box 224, Surrey Hills 3127

ISSN 08124175

PRINT
POST
PP 100000882

POSTAGE
PAID
AUSTRALIA

Happy birthday in February



Vicki	Cooper	Audrey	McIntosh
Sue	de Vanny	Mary	Parrish
Jill	Kennedy	Maxine	Quinlan
Sonya	Kilpatrick	Ann	Shaw
Julie	Langford	Robyn	Vanzuyden
Jan	MacFadyen	Mary	Vassos
Ruth	McGrath	Mary	Wheeler