

THE AUSTRALIAN
QUILTERS
ASSOCIATION INC

THE QUILTERS PATCH

Reg. No. A001272M

Founded November 1979

PO Box 224 Surrey Hills 3127

www.australianquiltersassociation.com

Newsletter 403

November 2016



Sadie Stevens
The Birthday Girl cuts the cake.


NEXT MEETING 7TH NOVEMBER

NOTE THAT THIS IS THE FIRST MONDAY, AS THE CUP IS ON THE 1ST.

There will be no speaker as this is the AGM.
Please bring something for a Shared Lunch.

Sit and sew meeting is Monday 21st November.

The night meetings will be Wednesday 2nd and 16th November.



**THE AUSTRALIAN
QUILTERS
ASSOCIATION INC**

OFFICE BEARERS

PRESIDENT

Kaye Hardman 9859 0170
kaye.hardman@gmail.com

VICE PRESIDENT

Alexa Collins 0406150102

SECRETARY

Minutes: Ros Devine/Alexa Collins
Correspondence: Colette Findlay

TREASURER

Kate Potocnik 0409 933173

COMMITTEE

Chris Serong
Shirley Lodington
Mary Hitchens
Suzanne Simpson

Tracey Leonard

Elaine Maslen

MEMBERSHIP

Ros Devine 0407856772

Alexa Collins 0406150102

LIBRARY

Tracey Leonard

GIFT QUILTS

Ellen Mason, Jan MacFadyen,
Tracey Leonard

BLOCK OF THE MONTH

Faye Eaton

EXHIBITION CONVENER

Mary Hitchens

SYMPOSIUM CONVENER

Shirley Lodington 9890 2603

Chris Serong

SKILLSHARE

Faye Burville

ART QUILT GROUP

Anne Cocks

AQIPP

Heather Bingham

GUEST SPEAKERS

Judy Ballantyne 56746881

RAFFLES/DOOR PRIZES

Nanette Drinkwater

HOSTESS

Elaine Maslen

NEWSLETTER MAILOUT

Kaye Hardman, Sue Botta,
Robyn Packham

RETREAT

Cindy Steer

SHOW AND TELL

Suzanne Simpson

WEBSITE AND EDITOR

Jacqy Wong 0407 668 104

Email: hoobien1@gmail.com

Post to: PO Box 443 Mt Beauty 3699

MEETINGS

Monthly meetings are held on the **FIRST MONDAY** of each month (unless otherwise advertised) at: Surrey Hills Uniting Church Hall, Corner Canterbury Rd. & Valonia Ave, Surrey Hills (Melway 46 J11)

The hall will be open from 10.00 am for members to work on their own projects until the meeting which commences at 11.00 am. Bring your own lunch (unless a shared lunch is advertised, in which case bring a contribution); tea and coffee facilities are provided. A \$5.00 donation helps us to cover meeting expenses. For insurance purposes, we request all members and visitors sign the attendance book when entering the hall. The library does not open until 10.15 am.

A Sit and Sew Day (no meeting or library opening but details otherwise as above; \$4 fee) will be held on the **THIRD MONDAY** of the month. This day may also be used for workshops, morning teas etc.

Night meetings are held on the **FIRST** and **THIRD WEDNESDAYS** of the month, 7.30 - 9.30. Library open 8—9 pm. \$4 fee.

Parking: Note that the front undercover parking is reserved for unloading and for those members with disabled parking stickers/or who need easy access to the hall.

Due to the talking in the hall at meetings the six seats closest to the microphone (at the front) will be held for the hearing impaired.

NEWSLETTER DEADLINE

Material for inclusion in the December 2016 edition of *The Quilters Patch* must reach the Editor by **21st November**.

Material submitted for inclusion in *The Quilters Patch* should not infringe copyright of any kind. If you are not the original author or artist, please include source information for written material or pictures so that every attempt can be made to seek permission for its legal use.

If you wish to use/reproduce any part of this publication, please contact the Editor.

OUR NEW MEMBERS



**WELCOME TO ANY NEW MEMBERS
who have recently joined us.**

**You are most welcome
and we wish you many years
of happy quilting
and lots of good times at AQA.**



Please note: If you can't do your rostered job, please find someone else to take over or notify a member of the committee.

Raffles: Jill Kennedy, Helen Gannon

Meet and Greet: Lynne Steele, Dorothy Rammage

Kitchen: Sharon Rischmueller, Olga Walters

We desperately need helpers for all categories (kitchen, meet and greet and raffle) at the December meeting. Please think about it and add your name to the sheet when you sign in at the November meeting.

Colette

MINUTES OF MEETING OCTOBER 2016

Held Uniting Church Hall, Valonia St, Surrey Hills

Banner: "Sadie's Day"

Present: 86 Members, 15 Apologies

There was a Birthday celebration to recognise Sadie Steven's 90th Birthday. Happy Birthday was sung to Sadie, a card given and Sadie cut the cake. Photos were taken. Sadie spoke to those gathered and left us with this quote:

"Resist the Ageism, Don't let them pin that on you!" This was received with much applause

Thank you to Elaine for arranging two large cakes which were cut and shared at lunchtime

Minutes of previous meeting: Moved: Kaye Hardman, Seconded: Judy Robinson-Whitty

Treasurer's Report: The financial reports are delayed as the books are still with the auditor.

Correspondence: Correspondence on noticeboard. Please take a look at other group newsletters.

Membership: There are 243 financial members. The new members' afternoon tea was cancelled and will be rescheduled in the new year.

Library: New books have been catalogued and will be available when they are covered. Thankyou for donations

Gift Quilts: Email received from JanMac thanking all for contributing to a great Gift Quilt Day

Art Quilts: 2nd Monday of the month, this time at Marina Holland's home working with paint donated by Tracey.

Lovers of Liberty: Remaining blocks \$5 available today. Due back at the November meeting, see Cindy Steer.

AGM: Nomination forms are in the newsletter for November AGM

AQA Quilt Collection: Quilts and statements displayed at the exhibition have been photographed by Mal Kidson. All details from the valuation certificates have been entered in the AQA Database. All quilts have been packed into AQA quilt bags and 2 Waggas in boxes. We are looking for a home where these can be stored. They are covered by insurance. Please let a committee member know if you can help. The Kidsons will deliver them to you.

General Business:

Beryl Baker has a family scissor collection to show members today.

Annemieke Mein exhibition will be on at Brighton Town Hall, see Meryl McEwen.

Pam Hammer and Mary Vassos told the story of the Elizabeth Quilt, and the AQA connection, on display at the NGV Making the Australian Quilt exhibition. Valda and Prue showed their reproduction Elizabeth quilts.

Twenty Gift Quilts for the PeterMac and toiletries and bags etc for Impact will be presented at the AGM.

Guest Speakers: Pat and Allan Weeks, artist and photographer, with botanical art, birds and animals of Central Australia

There is a table in the foyer with items for sale.

Meeting Closed: 11.29.

Raffles: Judy Robinson Whitty 2. Margaret Coulthard 3. Olga Walters. Door Prizes: 1. Kerry Eustace 2. Liz Willing.

REMINDER: Monday 7th November is the AGM, please note it is the week AFTER the Melbourne Cup and is our usual First Monday of the month.

Ros Devine

NOTICE OF 2016 ANNUAL GENERAL MEETING

The **Annual General Meeting** of the Australian Quilters Association Inc will be held At 11am Monday 7th November 2016 at Uniting Church Hall, Valonia Street, Surrey Hills 3127. During the Annual General Meeting, the President will provide a report on the Associations activities over the past 12 months.

The Treasurer will submit a Financial Statement for the year ended 30.6.16.

An election will take place to appoint the Committee for 2016 / 2017

Only financial members are to be nominated to the Association and are entitled to vote.

If you are unable to attend the AGM, you may choose to nominate a proxy to vote on your behalf. The Proxy and Nomination forms are included with this issue and may also be downloaded from www.australianquiltersassociation.com

"Sadie's Day" ... congratulations to our newest nonagenarian, Sadie Stevens. We celebrated this very special milestone with a birthday cake at our October meeting.

This will be my last PP as President of AQA for 2016. What a very rewarding and BIG year it has been! Your committee has been outstanding in that they have been hard-working, cohesive, cooperative and friendly. Our November meeting will be the Annual General Meeting and all the committee positions will up for renewal. Please step forward if you would like to be part of the 2017 committee, the rewards are plentiful. Many of you help in so many ways off the committee and we really appreciate your assistance as well. Even if you don't wish to be on committee, come along and show your support and enjoy the shared lunch.

During the morning, Anne Franzi-Ford, from Peter Mac, will be coming as we wish to give her an armful of our gift quilts for those who need that little bit of extra love and support.

A volunteer from IMPACT will also be joining us as we have many items to donate which we have collected over the past few months. These will be used for the 'Christmas bags of love' that are given to women and children who have fled from abusive and/or violent homes. If you are interested in helping pack these bags, just turn up ... *Sunday 4th Dec, 10am, Mentone Grammar. BYO – scissors, sticky tape, Christmas paper, a sense of humour and a desire to make an IMPACT!*

Finally, a HUGE thank you to Carol Nicholls from 'Sewn and Quilted'. Her **sew** very generous donation of bolt ends of fabric will be put to such great use in our gift quilt program. *Quilts are like friends...a great source of comfort.*

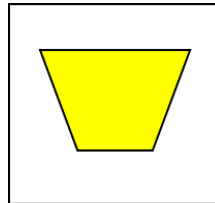
Kaye Hardman

AQA BLOCK A MONTH GIFT QUILT PROGRAM

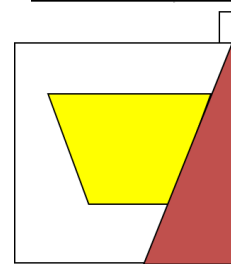
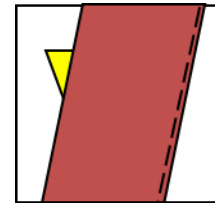
Each month we will supply a different block pattern that you can make and donate to the Gift Quilt Program. These will then be put together and donated to those more needy. Each month the number of blocks or quilts donated will be recorded and at the December Meeting a major prize will be drawn - one entry for each block handed in.

November Block—Crazy block

Cut a 6 1/2" square of backing material
(calico or plain cotton)
Cut an irregular shape of colour 1
(to fit inside the square).



Choose a strip of colour 2, wide enough to reach the edge of the square; position it right sides together over one side of the shape and sew a 1/4" seam. Press to the side, and trim to the side of the 6 1/2" square. Repeat with three (or more if your shape has more than four sides) other colours, on the other sides of the shape. Sew around the whole block 1/4" from the edge. If you like you can decorate the seams with fancy stitching.



I'm sorry I can't draw the finished block; the computer doesn't supply all the shapes I'd need.

LIBRARY NEWS

Hi everyone, well what can I say? A year has passed since I took on this role, and I have enjoyed every minute of it. Thank you to everyone who has helped out through the year, and may we work together again. Don't worry I'm not planning on going anywhere, I'm having too much fun sorting through the books and getting to know everyone, through their borrowing habits.

The stocktake is going to be done during the break in January, that way we don't have to close the library during the year. You will still be able to borrow in December.

The theme for this month in the library is embroidery. Do you or have you made a quilt or other article using embroidery and patchwork? If this interests you, come and have a look at the books we have on embroidery as well as other subjects.

If anyone has a copy of Australian Patchwork and Quilting vol 22 issue 7, could they please bring it to the next meeting as one of our members would like to make a pattern from it.

Cheers and happy stitching and reading, The barefoot librarian, Tracey.



Linda Collins held her final “Quilts in the Barn” the first weekend in October. Over the 14 years many well-known Australian and overseas quilt makers, including Linda and her friends have been featured, often with antique quilts being shown. All proceeds have gone to support breast cancer research. When Linda discovered quilting she found her lifelong passion and now 30 years on she has written a book, “Treasures in the Barn” published by Quiltmania.

To have a passion is a wonderful experience that can be shared. We see this through our members and speakers. This passion was verbalized by Sadie Stevens who celebrated her 90th Birthday in style at the October meeting; we all shared in the two huge cakes! Sadie said she was not going to allow her age to stop her enjoyment of planning and buying fabric to try a new pattern. May we all emulate Sadie!

At Kilmore’s Quilt-in on 8th October the speaker in the afternoon was Janette McInnes. She displayed and spoke with knowledge about antique quilts she purchased in the USA. Some she has hand quilted and bound with narrow binding to finish them. Her emphasis was on the value of having labels on every quilt – they will provide provenance in years to come. Patchwork Unlimited held a pop-up shop and it is a sign of the times as they are moving to an On Line business. We will miss their personal attention.

After hearing of another incident, may I remind everyone NOT to put needles, especially between, into their clothes. Some who sew in bed seem to be the victims when they either forget or fall asleep and then weeks later find that it has embedded itself under the skin causing soreness and weeping. One was found by an airport metal detector device clearly being shown on the X-ray, a needle in the woman’s breast. Ouch.

Pictures from Gift Quilt Day

I must apologise; some one (Jan, I think) sent me a report, too, but it seems to have been accidentally deleted.



EXHIBITION REVIEW

Embroiderers’ Guild Exhibition

This was held in the Guild’s Headquarters in Wattleree Rd. The standard of work was extremely high (although I wondered why there were quilts—pieced and appliqued—on the walls; do these count as embroidery? But I’m probably being nit-picking) and the range of techniques amazing. There were three 3D representations of Australian flowers that could have passed as real from three feet away; there were items in all types of traditional and modern embroidery, both hand and machine done. Hardanger, stumpwork, goldwork, woolwork, silk ribbon embroidery, embellished photoprinting, even a tiny version of a Dear Jane Quilt in cross stitch, with the blocks about 1 1/2” across. There was embroidery on knitting, eco-dyed cotton and silk, and all sorts of other fabrics, even toast. Someone had made stuffed animals out of crazy quilting; someone else had used embroidered hankies to make a lovely design. There were functional objects such as bags, and framed pictures, and three-dimensional art.

All-in-all it was a memorable and worthwhile collection. I was very glad that coincidence had brought me to Melbourne and given me a free day to go exhibition viewing. Jacqy

Habitat—Annamieke Mein at Bayside Cultural Centre

I was a little bit disappointed in this exhibition, mainly because I’d seen the much larger show held some years ago; a lot of my favourites (like the Bulldog Ants) were not there. On the other hand, it did give a satisfactory overview of her work; there were both two-dimensional and three-dimensional works and birds, insects and flora (her specialities) were represented; there were mayflies, silvereyes, grevillea, a leaf-curl spider, clematis, potter wasp and moths. But what made it most interesting to me, was that there were several ‘sketches’ for the main piece ‘Habitat’. These were not so much sketches, as reminders, cataloguing the background materials, the different paints she had used to paint the shadowy ghosts of plants that were featured elsewhere in embroidery, the different threads she had used for the work. As well as a pencil sketch, which I had never seen before. I’m glad I had the chance to attend. Jacqy

PS I had a lovely lunch at a café a short distance away down Wilson St, called ‘Tom Wilson’. I was disappointed it wasn’t on the corner of Tom St; do any of you remember Russell Collins?

SHOW AND TELL

1 Our first item (1) was made by Janet Kidson and the name "Fun with Bleach" certainly describes the end result. Janet had a lovely time with an assortment of leaves and other garden items to make an interesting quilt that showcases the effects of overdyeing with bleach. You are never really sure what the bleach is going to do with the base fabric colour so it is always an adventure. Nice Job.

"Horses" (2) was also made by Janet Kidson for her horse-mad second daughter. This was outside Janet's comfort zone with no dyeing or amazing stitching in view! I am quite sure her daughter is delighted.

Scrap quilts are close to the hearts of many of us and Daele Robinson's "Scraps" (3) is a fascinating example of a true scrappie. Daele inherited a large plastic box of fabric pieces. Left over binding pieces were also incorporated into the top which is an easy comfort size.

2 The next item (4) was pieced by Faye Burville while caravanning in Qld. Her daughter turns 50 this year and this is a lovely gift for an important birthday. The little touches of red make your eye move across the other shades. Lucky girl!

"Dream Stitches" (5) was made by Olga Walters and Dream Stitches volunteers and students. The project was begun at the start of Term 3 with Olga as "Artistic Director". The blocks were made by the volunteers to represent women from other cultures who are refugees and asylum seekers. The 12 blocks were made using Digital printing, lots of fusing and included major machine embroidery sessions. Pieced by Janelle and Bev and Quilted by Olga. This quilt is amazing and shows the power of a skill which crosses borders and can be shared to tell a story. Love it.

3 Tracey Leonard re-discovered this quilt (6) called "Love and Passion" which had been completed in 1998 and put aside for 16 years. The quilting wasn't going well at the time but 2 months ago, after doing a hand quilting class with Mel Hunt, she has finished the quilt using the rocking method. Nice job Tracey. I think it's time to revisit some of my UFO's too.

This next item (7) was made before Sashiko printed panels were available. Valda Martin had to hand draw the patterns onto the indigo dyed cotton rectangles. All the patterns are traditional Japanese and the medallion blocks have some old Kimono pieces included.

"Japanese Inspirations" has special jade and ivory buttons from Asia.

This gorgeous little quilt (8) was made by Robyn Packham as a gift for their French exchange student's second child. It's a little girl who is due in November. Designed, machine pieced and quilted by Robyn. The kangaroos are awesome and a permanent reminder of Oz too.

Lucky little girl.


4 Also made by Robyn Packham this quilt (9) is called "Provincial Strips". The blue border fabric was purchased in 2001 for use as a border but it didn't work. So, 15 years later it was combined with some Provencal scraps to make this really vibrant quilt.

Machine quilted in the ditch and hand quilted in the spaces with Perle number 12. The bright yellows are spectacular. Nice.

The last item (10) is a gift quilt made by Alexa Collins from scraps and using the Go-cutter. This would be the easiest quilt ever made as the cutter gives the corners and the seams just fold to the side. Machine pieced by me and machine quilted by Jan Mac.



5 Thanks again to all our ladies for showing their wares. It is always interesting to see the colours and designs that you are playing with at a given time. You may inspire our next

Alexa Collins



project after all!

SHOW AND TELL—Gift Quilts



AQA ART QUILT GROUP

We met at Marina's and had a productive time creating painted/stencilled pieces of fabric to use in later projects. Marina showed us a couple of different ways to use the paint and Tracey's paints were well used but there are still many bottles to use.

At our NOVEMBER MEETING on Monday, 14th we will meet at Shibani Mishra's house, 61 Baker Parade (near corner of Mernda Avenue) Ashburton Tel. 9885 8053 or mobile 0412 686 310.

At this meeting we will be making a vliesofix collage. Please bring an A3 size piece of material backing along with vliesofixed scrap materials you hope to use and share with others. If you have a small ironing board and iron plus extension cord this would be helpful.

We are meeting at 10am until 1.30pm or so and look forward to seeing you there. Shibani's mother has come to visit from overseas and we will get to meet her.

Anne

A.Q.A. QUILTS AT ODYSSEY HOUSE

Recently I visited Odyssey House at Lower Plenty and saw and learnt of the benefits of AQA's providing quilts for both the adults and children. It has a feel-good environment. The main building is quite imposing as it was built as a Seminary originally. It is set in a lovely natural park like setting near the Yarra River with eucalypt trees, lawns, a new orchard, poultry, some alpacas and quite a large covered plant nursery. There are facilities for over 100 residents in this long-term Rehabilitation Therapeutic Community. Odyssey House Victoria since its inception in 1979 has provided a supportive drug-free environment for people and their families affected by problems associated with drugs, including alcohol. I was interested in the Rudolph Steiner inspired design of the clay brick cottages for families, these were made by the residents.

It is run and organised in a proven system. My visit has been a positive experience with a lasting impact. May I encourage members to continue to supply quilts. EACH ONE DOES make a difference.

Valda Martin.

Odyssey House Celebration Quilt.

We are asking Interested members to make a block of 12 1/2" cut (finished at 12"); they could be patched, appliqued, stencilled, embellished with themes of activities and programs held at Odyssey House .

We have blocks already handed in with music, Computer, chickens, family, crèche, all hands, veggie patch and a goat. Other suggestions are cat, football and cricket, Christmas party or decorations ,outdoors, storytelling, honesty, growth , gym, exercise , journey ,transformation, caring, friendships, development , conflict resolution, kitchen training etc— all programs that are offered at Odyssey House.

So get your thinking caps on. Let me know which block you choose. Hand blocks to Kaye Hardman as I am at Vic quilters Valuation on the first of the month, usually.

Later, we will need a team to gather for ideas and ways we can best display and put the quilt together this quilt hanging.

Joanne Krause 94995962, co coordinator for Odyssey House quilt.



This month's speaker Pat Weeks and her photographer husband Allan shared with us their expeditions into the Northern Territory.

Pat is an accomplished artist who directs her energies to our native flora and fauna; examples of her beautiful work were available in the foyer. She says she has painted "forever". She worked as a commercial artist in the advertising field after studying at RMIT and has only taken a break from painting while her five children were small. Pat and Allan have until recently, spent 6 months of each year in either of their two homes, dividing their time between Melbourne and Alice Springs. They now have a mobile home which allows them to spread their wings a little further.

Pat leads a very active life in Alice Springs and has painted in the botanic gardens, been a member of a choral group which has performed in Ormiston and Trepahina Gorges, submitted a variety of artworks to local galleries and conducted watercolour classes. Allan's numerous photos showed many varieties of our beautiful native wildflowers and birdlife. The purple Swansonia and white paper daisies; broilgas and

water lilies on the Georgina River near Camooweal, Queensland and the fluffy white flowers of the Mulla Mullas (a grass type ephemeral plant which takes advantage of favourable conditions).

During their most recent stint in the Northern Territory the couple spent 6 weeks in the West McDonnell Ranges as well as the Mount Zeil and Mount Sonda areas. We saw photos of several species, the parts of which are used for many diverse purposes. The wild hops, while not indigenous, flourish in the area – their seeds were used as padding under saddle bags. The stems of the aptly named spear bush were heated to use as spear tips/heads and the beans of some species were used in necklaces. The gloriously named yellow seeds of the "Snottygobbles" (*Persoonia longifolia*) are evidently a child's treat and are so named because the yellow sticky seeds cling to the faces of the indulgers.

Pat has developed a range of William Morris inspired fabric designs aimed at quilters. The species featured include quandong (*Santalum acuminatum*), Sturt's desert pea, members of the purple hibiscus, flannel flower and grevillea families as well as the iconic Desert Rose (NT's floral emblem), eucalypts, *Eremophila* and *Hakea*. Alice Springs Quilters created a quilt using fussy cut sections of the desert rose prints.

Pat not only paints landscapes, cards, posters etc., and designs quilting fabrics, but also creates stencilled goods featuring native birds and animals; spinifex pigeons, Major Mitchell parrots, emus and our cute Bilby. She has also written and illustrated a story for a friend's birthday. Titled "Legend of the Todd River Penguins" her imaginary "seed pod" penguins are featured throughout 'visiting' local NT landscapes.

Like so many of us now older souls, Pat and Allan have not retired from life, but have merely refocused their energies on their life's pleasures and interests. Thank you for the tour of the outback.

Check out these websites for thoroughly beautiful prints and fabrics: www.wildflowerart.com.au ; www.caasinc.wordpress.com (beautiful shots of William Morrisish *Eremophila* fabric) and www.aboriginalfabrics.com.au . They are located at Shop3/91 Gregory Terrace Alice Springs. 0807 and for those without internet access the phone number is 08 8952 6163.

Nanette Griffiths

LETTERS

Dear AQA Members,

The King Family would like to thank you for your kind thoughts on the passing of Stuart. Your kindness has been much appreciated at this sad time, and we are very fortunate to have had you in his life, to keep me happy!

Regards, Susan King

To the Australian Quilters Association,

Thank you for the prize money I received as the winner of the Irvine Green Best use of Colour Award.

Dorothy Ramage

Dear Kaye,

I would like to thank you and the members, For the Raffle quilt *Spring Song*, and you are correct that I am a lucky winner and still getting used to being the owner of such a beautiful quilt.

I have been showing it to my friends, and they cannot believe it either.

So again, many thanks. Kind regards, Heather

You know you're a quilter when...

You realise 'A quilt block a day keeps winter at bay'. (Thanks to Jean Price for this saying.)

Income	
Door takings	
1st Monday	\$ 400
1st Wednesday	\$ 41
Raffle	\$ 89.00
Commission	\$ 77.00
Interest	\$ 0.46
Membership	\$ 478.00
Exhibition Raffle	\$ 410.00
Bag Sales	\$ 241.00
TOTAL	\$ 1,736.46
Expenditures	
Guest Speaker	\$ 100
Newsletter	
Printing	\$ 132.31
Postage	\$ 98.76
Library	
Equipment	\$ 10.00
Books/Subs	\$ 90.00
Admin postage	\$ 10.00
Catering	\$ 10.00
Exhibition expenses	\$ 1,575.73
Bank adjustment	\$ 50.00
Merchant fee	\$ 12.00
Membership	\$ 59.18
TOTAL	\$ 2,147.98
General Account	\$ 15,710.05
Special Account	\$ 4,651.73
Term Deposit	\$ 32,921.63
TOTAL	\$ 53,283.41

Income	
Door takings	
1st Monday	\$ 410.00
1st Wednesday	\$ 29.00
3rd Monday	\$ 194.50
3rd Wednesday	\$ 21.00
Raffle	\$ 89.90
Commission	\$ 149.34
Interest	\$ 0.49
Membership	\$ 45.00
Exhibition Raffle	\$ 504.00
Exhibition takings	\$ 5,870.50
Bag Sales	\$ 251.00
Catering	\$ 208.00
TOTAL	\$,772.73
Expenditures	
Guest Speaker	\$ 100.00
Newsletter	
Postage	\$ 98.27
Exhibition expenses	\$ 330.90
Exhibition award winners	\$ 500.00
Exhibition catering	\$ 412.45
Book sales	\$ 85.00
Merchant fee	\$ 12.00
TOTAL	\$ 1,538.62
General Account	\$ 20,644.56
Special Account	\$ 4,651.73
Term Deposit	\$ 32,934.26
TOTAL	\$ 58,230.55

Hedgehog

4 oz butter,
4 oz sugar,
250g Marie Biscuits roughly
crushed,
2 tble Cocoa,
2 tble Coconut,
vanilla,
3/4 cup chopped walnuts,
1 beaten egg.

Combine butter, sugar, cocoa
and coconut in a saucepan and
cook 2 minutes. Cool slightly
and add beaten egg, crushed
biscuits and nuts, mix
well. Press into well-greased
tin and chill. Ice with
chocolate icing. Refrigerate.
Then cut into small pieces to
serve. Faye E.



If you are planning to make gift quilts to donate to the AQA Charity effort, you might find this useful:

As each group has different requirements for the sizes of quilts they can utilize there will be a list of the different organizations and the appropriate sizes and styles to be posted on our web site for easy reference.

Quilts for **SANDS**, consist of cotton front and flannel backing with no batting, measuring 24 inches, so the baby can be cuddled in the quilt.

Quilts Of Valour request quilts be at least 50" by 70" and they mostly need quilts in fabric and patterns suitable for males.

Other organizations we supply:
Baby sized cot quilts: 36" x 48"; Lap sized quilts: 56" x 70"

Apart from small cot sized quilts which are often square in shape, rectangular quilts are recommended as they means that they will still be useful as the children grow.

Suggested sizes are that they do not exceed 50 inches by 70 inches for adults and teens and that smaller quilts are made in child friendly fabrics in brighter colours.

Quilts for males, with no florals or pastel colours are always in demand for all age groups.

As the other groups offer services to a range of age groups, be assured that your quilt will be warmly received by them and will be much appreciated by the recipients.

We welcome any donations of fabric, patterns, orphan blocks, tops, finished quilts or even UFOs. We are currently working our way through the accumulation of donated tops and blocks and also plan to continue to make these our focus for the upcoming Gift Quilt Day in September. Ellen Mason is responsible for receiving completed quilts, keeping records of donated quilts and co-ordination of donating to the various organizations. Faye Eaton will continue to collect blocks and provide AQA labels for members to stitch to the backs of their donated quilts. Tracey Leonard and Jan MacFadyen will collect tops for quilting as well as any UFOs. If one of these ladies are away, then one of the others will be able to accept donations.

8th to 30th October plus Nov 1st

(Four weekends in Oct and Cup Day holiday)
 Bellarine Quilters Biennial Show
 The Mill, Turner Court Portarlington
 \$5 concession available
 12noon to 4pm

29th October—1st November

Philip Island Patchwork Display and Sale,
 (includes Wonthaggi woodworkers and
 Patchwork Maze)
 10 am—4 pm Adults \$5, children free
 Newhaven Hall

12th November VicQuilters Spring Gathering

Hosted by Waverley Quilters

For further info, contact VicQuilters [http://](http://www.victorianquilters.org)

www.victorianquilters.org

Phone: 1300 738 827

Email: info@victorianquilters.org

PLEASE NOTE:

The information for What's on Where is collected from other quilters' sources and requests from organisations to advertise upcoming events.

Although this newsletter's objective is to be accurate, you should verify details of events for yourself.

If you send your organisation's information to the PO box, there may be a delay in the editor's receiving it.

If you are in a hurry, contact me directly, by phone or e-mail. Jacqy

ADVERTISING IN THE QUILTERS PATCH

If you wish to advertise in this newsletter, the following rates apply per issue.

	1 Month	6 Months
1/8 page	\$10	\$40
Quarter page	\$15	\$60
Half page	\$25	\$120
Full Page	\$40	\$200

Members are entitled to one free quarter page ad per calendar year (space permitting), after which the above rates apply. AQA is a Not-for-profit organisation and does not collect or pay GST. Acceptance of advertising content is at the discretion of the editor. Concession rates will apply for bookings over 3 or more consecutive months. Bookings essential. Contact the Editor on 9857 7531. Payment required prior to newsletter deadline listed each month on page 2. Cheques to be made payable to AQA, please

This has been a fairly busy month for me (surprise, surprise!). First the usual vagaries of the weather, which caused flooding in Wangaratta and along the Kiewa Valley Highway.

The veggies are a total washout except for the beetroot, celeriac and broad beans; I'll have to get a more efficient way of organising my plantings.

I don't usually come down to Melbourne, except for the AQA meetings (we try to arrange other appointments to fit in with these); but this month my husband had to attend a funeral for one of his martial arts friends, so we came down in the middle of the month. This, at least, gave me the chance to attend the exhibitions I have written about on page 5.

After that, my granddaughter came up with us to stay a few days. She has recently discovered patchwork, and wanted to have a bit of coaching on quilting. As well as that, I introduced her to the delights of foundation piecing, and she made a Mariner's Compass block, with great enthusiasm. She thinks this technique is really cool. (Which it is, of course; I wonder who first thought it up?)

I have promised to give two of my grandchildren quilts for Christmas, to celebrate that they have graduated to their own beds; the themes suggested were 'flowers' and 'trucks'. I have a flower quilt already awaiting its owner in my chest, but the 'trucks' were a bit of a puzzle. I'd made a quilt with trucks etc for an older grandchild some years ago, but there wasn't much fabric left. However, on a visit to North Eastern Textiles (a shop well-worth visiting if you happen to be in Wodonga) I happened to find some material covered with earth-moving equipment and so on. This should be the basis of a satisfactory quilt for a four-year-old who is obsessed with tools and trucks and the like.

I am horrified to think how close Christmas is getting—what a lot I have to do before then!

Strength to your sewing arms, Jacqy

OUR WEB SITE

New Members, and those with new computers, can access the Members' Own section of www.australianquiltersassociation.com by emailing auquas@hotmail.com, to receive a password allowing you access to Members Own information.

MEMBERSHIP FEES

The fees for 2016/17 will be:

Individual Member (Melbourne)	\$35 per year
Country (Interstate/STD)	\$30 per year
Junior	\$15 per year

Any Member who wants to hold a sale of craft, produce or anything else may set up a table before the meeting (between 10 am and 11.15 am); 10% of the proceeds goes to AQA funds and should be paid to the Treasurer. Bring your own table.

Nominations for Committee 2016—2017

Our Annual General Meeting will be held on Monday, 7th November 2016. Now is a good time to think about nominations for the Committee for the coming year, and **I encourage everyone to think about what they have to offer our Association.** All nominations should be received by the Secretary at least 21 days prior to the AGM — that is by 17th October.

NOMINATION FORM

I wish to nominate

For the position of

Signed by: Proposer

Secunder

Nominee

Send to : The Secretary, PO Box 224 **Surrey** Hills 3127 or hand in at a meeting.

Appointment of Proxy

2016 Annual General Meeting, Australian Quilters Association Inc.

I, _____ being a financial member of the

Australian Quilters Association Inc. hereby appoint _____

being a financial member of the Australian Quilters Association Inc. to vote and otherwise act on my behalf at the Annual General Meeting of the Australian Quilters Association Inc, to be held on 7th November 2016 or at any adjournment thereof.

Signature _____ Date _____ 2016

Address _____

Please complete and return this form to
The Secretary, Australian Quilters Association, PO Box 224, Surrey Hills, 3127

Duties of Executive Committee Members

President. Chairs General Meeting and Committee Meeting.

Signatory to AQA Accounts; Represents AQA at outside functions; Liaises with all Conveners; Holds the keys to the hall; becomes the Public Officer for AQA; writes a monthly President’s Piece for Newsletter; prepares the Agenda for general Meetings.

Desirable that she has some computer skills- able to use word processor and email.

Vice President. Substitutes for President if she is unable to attend; signatory to AQA Accounts.

Secretary/Secretaries. Prepares Agenda for committee Meetings and sends advance copy to President; records and presents Minutes of General and Committee Meetings and distributes copies to committee as required; collects and distributes mail from Mail-box; sends Minutes to Newsletter Editor; records all Correspondence received and sent, with a summary posted on Notice Board at General Meeting; puts items of interest on notice board for general meetings; collates rosters for Monthly Meetings.

Desirable that she has some computer skills- able to use word processor and email.

Treasurer. Presents Monthly Financial reports to Committee Meeting and General Meeting; sends previous month’s Report to Newsletter Editor, and puts copy on notice board at general meetings; holds all Bank Statements, and liaises with the Bank and the Auditor; banks money received from Meetings, Sit & Sew Days and special events; is a signatory to AQA Accounts and pays all accounts received.

Desirable that she has some computer skills- able to use word processor (including spreadsheet) and email.



If undeliverable return to:
THE QUILTERS PATCH
PO Box 224, Surrey Hills 3127

ISSN 08124175

PRINT
POST
PP 100000882

POSTAGE
PAID
AUSTRALIA

Happy birthday in November



Margaret	Burden	Val	Musgrove
Sonya	DeGaris	Marion	Olson
Wendy-Gai	Fry	Theresa	Platt
Lynne	Furness	Jan	Preston
Rosalie	Grenville	Barbara	Quinlan
Mary	Hitchens	Dorothy	Ramage
Sheila	Jolly	Ruth	Rosalion
Val	Lewis	Heather	Shepherd
Ellen	Mason	Alita	Went