

THE AUSTRALIAN
QUILTERS
ASSOCIATION INC

THE QUILTERS PATCH

Reg. No. A001272M

Founded November 1979

PO Box 224 Surrey Hills 3127

www.australianquiltersassociation.com

Newsletter 400

August 2016




The Quilt-in was a very festive occasion

NEXT MEETING 1ST AUGUST

The speaker will be Jan Frazer. See page 5 for a brief introduction.

Sit and sew meeting is Monday 15th August.

The night meetings will be Wednesday 3th and 15th August.



THE AUSTRALIAN
QUILTERS
ASSOCIATION INC

OFFICE BEARERS

PRESIDENT

Kaye Hardman 9859 0170
kaye.hardma
n@gmail.com

VICE PRESIDENT

Alexa Collins 0406150102

SECRETARY

Minutes: Ros Devine/Alexa Collins
Correspondence: Colette Findlay

TREASURER

Kate Potocnik 0409 933173

COMMITTEE

Chris Serong
Shirley Lodington
Mary Hitchens
Suzanne Simpson
Tracey Leonard
Elaine Maslen

MEMBERSHIP

Ros Devine 0407856772
Alexa Collins 0406150102

LIBRARY

Tracey Leonard

GIFT QUILTS

Ellen Mason, Jan MacFadyen,
Tracey Leonard

BLOCK OF THE MONTH

Faye Eaton

EXHIBITION CONVENER

Mary Hitchens

SYMPOSIUM CONVENER

Shirley Lodington 9890 2603
Chris Serong

SKILLSHARE

Faye Burville

ART QUILT GROUP

Anne Cocks

AQIPP

Heather Bingham

GUEST SPEAKERS

Judy Ballantyne 56746881

RAFFLES/DOOR PRIZES

Nanette Drinkwater

HOSTESS

Elaine Maslen

NEWSLETTER MAILOUT

Kaye Hardman, Sue Botta,
Robyn Packham

RETREAT

Cindy Steer

SHOW AND TELL

Suzanne Simpson

WEBSITE AND EDITOR

Jacqy Wong 0407 668 104
Email: hoobien1@gmail.com

MEETINGS

Monthly meetings are held on the FIRST MONDAY of each month (unless otherwise advertised) at: Surrey Hills Uniting Church Hall, Corner Canterbury Rd. & Valonia Ave, Surrey Hills (Melway 46 J11)

The hall will be open from 10.00 am for members to work on their own projects until the meeting which commences at 11.00 am. Bring your own lunch (unless a shared lunch is advertised, in which case bring a contribution); tea and coffee facilities are provided. A \$5.00 donation helps us to cover meeting expenses. For insurance purposes, we request all members and visitors sign the attendance book when entering the hall. The library does not open until 10.15 am.

A Sit and Sew Day (no meeting or library opening but details otherwise as above; \$4 fee) will be held on the THIRD MONDAY of the month. This day may also be used for workshops, morning teas etc.

Night meetings are held on the FIRST and THIRD WEDNESDAYS of the month, 7.30 - 9.30. Library open 8—9 pm. \$4 fee.

Parking: Note that the front undercover parking is reserved for unloading and for those members with disabled parking stickers/or who need easy access to the hall.

Due to the talking in the hall at meetings the six seats closest to the microphone (at the front) will be held for the hearing impaired.

NEWSLETTER DEADLINE

Material for inclusion in the July 2016 edition of *The Quilters Patch* must reach the Editor by **20th June**.

Material submitted for inclusion in *The Quilters Patch* should not infringe copyright of any kind. If you are not the original author or artist, please include source information for written material or pictures so that every attempt can be made to seek permission for its legal use.

If you wish to use/reproduce any part of this publication, please contact the Editor.

OUR NEW MEMBERS

**WELCOME TO NEW MEMBERS
who have recently joined us.**

Sally Swan and Toni Shields

**You are most welcome
and we wish you many years
of happy quilting
and lots of good times at AQA.**



Please note: If you can't do your rostered job, please find someone else to take over or notify a member of the committee.

Raffles: Val Lewis Margaret Hyam

Meet and Greet: Jolana Jordan Joy Richards

Kitchen: Volunteers needed for this service please

Library:

Thanks to so many for adding your names to the rosters circulated at the last meeting. Please note there may still be vacancies to be filled on the roster sheet, so watch out for it or see Collette Findlay.

MINUTES OF MEETING JULY 2016

Held Uniting Church Hall, Valonia St, Surrey Hills. Banner: "Come to Quilt-in"

Present: 83 Members, 13 Apologies, 1 New Member.

Minutes of previous meeting: Moved: Kaye Hardman, Seconded: Jeanette Widdows.

Treasurer's Report: On noticeboard and website. Any questions can be directed to Kate.

Correspondence: Correspondence on noticeboard. Take a look at other guild newsletters. Card sent to Mary Hitchens who is ill. (Shirley Lodington is receiving exhibition entries – date extended).

Membership: Annual subscription was due at the end of April. Non-financials have been removed from database to past member list. There are 233 members. Badges were ordered but have not been received. (New member Toni Shields joined later in the day)

Editor: Jacqy has been having computer problems and currently can't update website. Thankyou Jacqy for taking over the website as well as being editor. Jacqy is looking for a member who has access to Windows Publisher to act as an emergency back-up / support.

Library: Library Stocktake continues.

Rosters: Colette Findlay requires volunteers for Quilt-in afternoon tea service, thank you to all other

Quilt-In: This coming Saturday 9th July. Set-up 5pm Friday 8th. Shops Needles and Pins, Peta McKinley, Patchwork Teahouse. Janet O'Dell is Guest Speaker. Theme: Christmas in July – decorate tables and yourself for Christmas. Show n' Tell of Christmas items. Elaine will cook fresh scones at the hall for morning tea. Please bring a plate for lunch / afternoon tea.

Quilt Exhibition: Shirley is taking over organisation from Mary Hitchens. Entry forms date extended to 1st August. Entry forms can be posted to Shirley Lodington, 2A Gordon Street, Mont Albert or bring to next meeting. Quilts for exhibition will only be accepted if in a correctly labelled bag. AQA logo Quilt bags in 4 colours are available from today for \$6 each with proceeds towards running the exhibition. More bags will be available at the Quilt-in, meetings and the exhibition. Suzanne Simpson is receiving the raffle tickets. Help will be needed and rosters will be handed out next meeting.

Symposium 2017: Letters have been sent out to possible tutors. Shirley and Chris Serong spoke to some last week at the Sydney Quilt Show.

AQIPP: Advertising is on the front table. Brother Inc. have printed more flyers. Last year's group quilt was donated to the City of Whitehorse who presented it to their Sister City Matsudo Japan. All 14 AQA members who made it were invited to the formal presentation dinner at the City of Whitehorse. There are articles in VicQuilters and in the August issue of Down Under Quilting.

Art Quilts Next month will be at Jo's home from 10am – 2pm. New project from a photo – 16 squares have been cut so each member interprets their square to eventually make a quilt. Details are in the newsletter See Anne Cocks

Vic Quilters Showcase: Volunteers are now not required for hand sewing at Showcase at Jeff's Shed July 28 – 31st but white glove helpers are needed.

ift Quilts: Quilts were displayed. Thank you to makers. Remember there is batting and backing available for quilts you make for the program.

NGV exhibition at Ian Potter Gallery Fed Square, Australian quilts: 1800 – 1950 starts July 22nd. There is a Symposium with overseas and Australian guest speakers and many other activities throughout the exhibition, listed on the NGV website. The Rajah and the original of

AQA's Elizabeth quilt are included.

Olga: Dream Stitchers have moved to bigger premises at St Aidan's Box Hill South with the help of army recruits and their 3 trucks. Thank you to all who have donated fabric etc.

Prue: fabric for the Gift Quilt program has been received from a widower from his late wife's stash. A letter of thanks will be sent.

Anna Amory spoke of her daughter working on a voluntary program sponsored by her employer NAB and found she was helping pack AQA labelled gift quilts for foster care families. Thanks for letting us know Anna.

Guest Speaker: Lucy Worsley has a stall in the foyer.

Raffles: 1. Marion Filby 2. Pat Bullard, Door Prizes: Balibar Dhillon and Cindy Steer

Meeting Closed: 11.36am

Ros Devine

My goodness...where has this year gone? We have passed the halfway mark and the days are supposed to be getting longer. Before you know it, we will be firing up the barbecues!

I have many to thank which I will weave into my president's piece. Firstly, thank you to Pam Gladstones for hosting our new members' afternoon tea. We had a very pleasant afternoon and it was so nice to meet our newest members. Welcome.

We now, officially have a 'nonagenarian' amongst us. Congratulations Paddy Childs-Green. It was lovely to have Paddy's daughter Claudette present at our celebration. Paddy's involvement with patchwork is well known and even though she has issues with her eyes, she is still producing beautiful work. Keep it up, Paddy.

We have had such a lot of positive feedback from our annual 'Quilt In'. Thank you to all who braved the elements and joined in the fun. The smell of freshly baked scones was enticement enough to stay and enjoy the day. Thank you to our hostess, Elaine Maslen, for the delicious morning tea. Many thanks also to Judy MacNamara and Nancy Flowers for making the arrival gifts. A BIG thank you to your Committee! Great teamwork; not only in organising the day but in so many other ways. The hall looked warm and inviting with the brightly coloured quilts made by many of our member; thank you. To all of you who volunteered and took on an extra role, ie. meet and greet, kitchen duties, packing up/taking down, prizes etc..thank you!

I hope many of you will come along to Showcase, Jeff's Shed, 23-26 July. I have been involved in a very small way in the lead up to this exhibition. What an ENORMOUS job! There are so many behind the scenes people involved just to get the show up and running. Please come along and support them and view what should be a wonderful Exhibition.

At our August meeting we are hoping to give away many of our quilts to those who need them. A number of charities we support will be represented at this meeting. It is our chance to give to those who are in need of some love, support and comfort that these quilts generate.

Finally, thank you to you. Thank you for your support in the so many varied things we do.

Kaye

AQA BLOCK A MONTH GIFT QUILT PROGRAM

Each month we will supply a different block pattern that you can make and donate to the Gift Quilt Program. These will then be put together and donated to those more needy. Each month the number of blocks or quilts donated will be recorded and at the December Meeting a major prize will be drawn - one entry for each block handed in.

August Block—Little Tree

Cut two 5 1/2" green squares

two 5 1/2" cream squares

Put a green square and a cream square right sides together.

Draw a diagonal line across the lighter square;

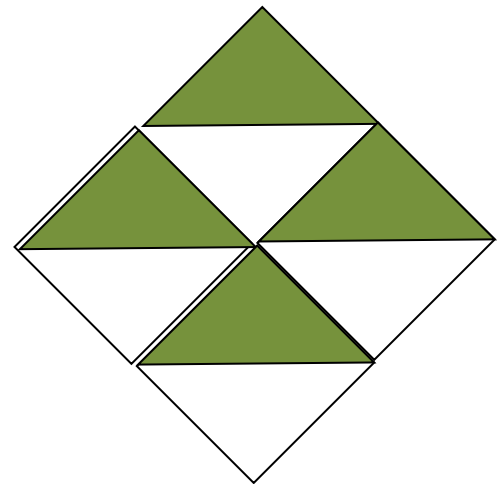
sew 1/4" on either side of the line.

Cut along the line; open out and press the seam toward the green side.

Repeat with other squares.

Trim squares to 4 1/2".

Sew together as a four patch, which should measure 8 1/2".



Coming Soon—New Members' Afternoon Tea.

Sunday 2ndth October 2016 at 2pm 5 Hyslop Parade, Malvern East 3145

Telephone 9568 8289 or email: pammyg@bigpond.com

These gatherings are to enable our new members to meet other members, especially as some of you come to day meetings and some to night meetings. It is also an opportunity to find out more about AQA and to ask any questions you may have about our organisation or quilting in general.

It is also a time to share, so please bring something for Show and Tell.

Please RSVP to the above number or by email by Wednesday 28th September 2016 to assist with catering.

We look forward to seeing you.



Continuing on from July "Country Chat" re Mal's passion for birds, this story might interest you. This week a neighbouring farmer was out checking her stock accompanied by her Border Collie working dog and her house dog, a small Jack Russell. She heard a "whooshing" sound followed by a distressed sound coming from the Jack Russell. A big, beautiful eagle had swooped and grabbed the dog only dropping it when Jill yelled and clapped. Both sides of its body suffered claw marks, may be the eagle mistook him for a rabbit? Many of our majestic eagles have returned since the December, 2014 fires. They are glorious soaring in the sky. But we also need to protect our free range chooks. We use colourful surveyor's tape flapping from wires between posts, to keep them away.

A family of blue wrens are fascinating to watch especially under the clothes line. They collect stray threads and fluff. If you put little off cuts of wool yarn into little wire cylinders, similar to candle holders, the birds like to peck and take one at a time. Later go and inspect their colourful nests.

Back to all things patchwork. Our Quilt In was a very enjoyable day, renewing friendships with visitors from other groups, eg Pakenham, Waverley, etc. The venue was a show case of Christmas quilts and hangings. Freshly baked scones were welcomed. The shops and Silent Auction were there to tantalise. Janet O'Dell kept us fascinated with both her presentation and showing of some of her antique collection of Coverlets and Quilts. This should have made everyone want to visit the N.G.V. before 6th November.

While talking to one visitor I was surprised she had not heard of sewing with a twin needle. Doing so makes your work more interesting at times and can also be used to produce mock pintucking. Would anyone like to contribute to "The Quilters Patch" with their use and experiments using a twin needle?

GUEST SPEAKER FOR AUGUST – Jan Frazer

Jan has been involved with patchwork and quilting for nearly forty years, having started in 1977 whilst living in Tennessee. Over the years, her work has moved from traditional to a more contemporary art-quilt style. She loves strong colours and uses a range of hand and machine techniques including piecing, appliqué, embroidery, and fabric dyeing and painting. Jan enjoys both hand and machine quilting and her most recent works use both cotton and linen fabrics and extensive thread work.

Her quilts have been exhibited in Australia, USA, France, England and Canada. Jan has been judging since 1990 and has been a member of the Victorian Quilters Guild Valuation team since 2003.

Jan's presentation will consider aspects of Colour and Design and how they can take a quilt to the next level. She will show some of her quilts to illustrate the concepts – where they worked and where they did not. Judy Ballantyne

LIBRARY NEWS

I would like to say thank you to everyone for their patience over the last two months while I have been completing the stocktake.

Now that it is done for another year, we can get back to the business of borrowing.

The theme for this month is "miniatures/small quilts", if you are anything like me this is a very foreign concept. For some reason my quilts never come out small, so this could be a self-imposed challenge to make something small.

Until next time, happy reading and stitching.

The Barefoot Librarian.

AQA ART QUILT GROUP

The Art Quilt Group met on Monday 11th July at Jo's house. We enjoyed our coffee and muffins and then selected a 'square' to make for the group quilt which will be on show at our next AQIPP exhibition in 2017. Marina had dyed 5 colours and we cut these into pieces which were then allocated to 16 participants. These dyed materials can be used in conjunction with materials of our own choosing to complete our square. It is an exciting challenge and we are all looking forward to it. The next meeting is on Monday 8th August at the home of Heather Bingham, 4 Hunt Street, North Balwyn, Tel. 9859 5565 at 10am. Please bring your own lunch. Look forward to seeing you there.

Anne Cocks

2017 Biggest Morning Tea Raffle Quilt

The Ladies of Liberty have been working away on next year's raffle quilt. We have chosen a quilt design where star blocks alternate with puss in the corner blocks. Due to some wonderful donations of Liberty fabric we will supply all the fabrics for the blocks. Again we are asking for a payment of \$5.00 PER BLOCK which will cover the cost of machine quilting. Any leftover money goes to the Biggest Morning Tea. There is a limited number of blocks this year - samples for viewing and blocks available for sale at the August meeting. Blocks to be returned by the November meeting. Cindy Steer/Sonya De Garis/Kaye Hardman/Helen Gammon



1 (1) SCRAP QUILT - Dymphne Anderson. Dymphne was able to put an inexpensive striped fabric to good use to make this Autumn toned quilt. The half square triangles have been arranged in a "Barn Raising" pattern. It looks like the triangles are strip pieced. This is a quick way to get that strip pieced look. It is very effective and quite dramatic, and ready for some lucky man in the family.

(2) LOG CABIN RUG - Pam Gladstones. Now we can see that quilting has really overtaken Pam's life. Even her knitting looks like a quilt. The pattern was found on line and Pam thought it would be fun to make. It comes from a website "Very Pink". This has been a recent project we have seen growing at our AQA meetings. The bright colours in the log cabin pattern are indeed fun.

(3) MELISSA'S QUILT - Mel Hunt. On a trip to USA 15 years ago Mel purchased these fabrics which have been waiting patiently to be revealed in this delightful quilt. A medallion centre is a lovely beginning and showcases the subtle colours in the fabrics. There are several different border fabrics used. The subdued palette with just a touch of pink is really beautiful. Mel designed the quilt and hand pieced it, and it is exquisitely hand quilted. It is a gift for a friend who many years ago helped Mel with child minding. Completed between January and June 2016.



2 (4) STARS IN THE GARDEN - Valda Martin. Valda has pulled out of her stash lovely floral fabrics to complete this simple quilt pattern. The florals are offset with sky blue stars on the sashing. This is a great way to use up the stash. But somehow the the piles of fabrics don't get any smaller. Valda has donated this quilt to AQA's gift quilts, machine quilted by Anne Sushames.

3 (5) A BRIGHT STRIPEY QUILTY - Pam Chaffe. Pam is one of our country members from Alexandra. This scrappy quilt uses lots of strips horizontally, chosen randomly, and joined diagonally at the ends. The variety of the colours and the red accents make it come to life. I can imagine the sewing room floor as these strips were chain pieced; mountains of strips all tangling up. Funny how the non-quilters and the uninitiated others in the family feel compelled to make unhelpful comments. We quilters just call it Secret Quilting Business and ignore them. This is another beautiful quilt donated to the gift quilts.



(6) GIFT QUILT - Heather Bingham. Now this is an idea for those UFO blocks from workshops to demonstrate a technique; put them together for someone else to enjoy. The lovely range of moody blues and purples go together so well. Heather is giving this one to the gift quilts.

4 (7) NOVELTY QUILT - Heather Bingham. When you start a fabric book for your first grandson and only make four pages the solution is to make them into an "I Spy" Quilt. The said grandchild, now ten, has quite out grown a baby present, so Heather has made it into another gift quilt. There will be some lucky little person who will love this quilt. Blocks commenced ten years ago and completed in May 2016.

(8) CHRISTMAS IN JULY - Jacqy Wong. This is a dramatic scrappy quilt with an X-block alternating with a 16 patch block. Jacqy intended it to be a Christmas present for her daughter, but it took longer than expected to complete. Hence "Christmas In July". It is to be used as a picnic rug so it is heavily quilted to protect it from family wear and tear. This is a good tip for us to remember when considering how a quilt will be used. Machine pieced and quilted.

5 (9) CIRCLES OF COLOUR - Valda Martin. Now Valda, we all have visions of completing stash busting quilts. But you know they are really a misnomer, for when you are not looking the stash EXPANDS like a living creature! You have pulled some great colours from your stash for this quilt. We are delighted to see this great example of complicated curved piecing. The combination of lights and darks really make the circles leap into focus. The dark border is also a strong design element. The pattern was inspired by Vicky Knight from "Country Threads" magazine. Finished in June 2016 and quilted by "Anshabelle".



(10) WAFFE'S PURPLE TRELLIS - Valda Martin. This stunning quilt using Kaffe Fassett's vibrant fabrics has purples as the sashing trellises. His fabrics are always so exciting to use. Waffe is very fortunate to be getting this delicious quilt. Valda will you have visiting rights to go and stroke and pet the fabrics in the quilt in its new home? Finished in June 2016. Machine quilted by "Anshabelle".

Thank you everyone who has made quilts from your own stashes and then passed them on to our gift quilt program. These generous donations and the tireless work of the gift quilt team enable our gift quilts to be spread far and wide for many needy people who are going through hard times. They are twice blessed. We love the quilts into existence and the recipients can wrap themselves in a loving gift.



Jeanette Widdows.

SHOW AND TELL—Gift Quilts



EXHIBITION 2016

The Members Exhibition is being held on the 2nd, 3rd and 4th of September. This is an exhibition to showcase the work of our members. It is not a judged or juried exhibition and I would encourage all members to enter a quilt.

Due to health issue of our convener Mary Hitchens, I have now taken over with the support of the Exhibition committee and the General Committee. As a result, we have extended the deadline date for entries until our next meeting on the 1st of August. You can hand these on to me at the meeting or post entries to Shirley Lodington, 2A Gordon Street, Mont Albert, 3127 or email them to me at slodingt@bigpond.net.au. Entry forms are available on the AQA website.

We will be setting the Quilt stands up on Thursday 1st September, hanging the quilts on the Friday morning and having an official opening at 1.30pm Friday afternoon, then open all day Saturday and Sunday. To make this work we do need the help of our members to assist with white glove duty, raffle table, entrance table and in the kitchen. Rosters will be available at our next meeting or you can contact me at the above email address.

I look forward to assistance from our members to make our Member Exhibition a great success.

Thank you, Shirley Lodington



QUILT EXHIBITION

Box Hill Town Hall

1022 Whitehorse Road, Box Hill

Friday 2 September 1.00-4.00pm

Saturday 3 September 10.00am-4.00pm

Sunday 4 September 10.00am-4.00pm

Entry \$8.00

Traders, Refreshments and Demonstrations



What a delightful afternoon chat we had with Lucy. She took us firstly on a quick visit to her childhood home of Whichford in the Cotswolds with lovely sunny photos [and one snowy one] of the very small village where she had grown up. The surrounds of history, colour, texture [including the gorse covered hills] were her initial, and now continuing, inspiration. Lucy began her creative life at a very young age, as most of us have, stitching, drawing and sewing and generally creating to satisfy that inner need.

She graduated from Nottingham Trent University in 2003 with a Bachelor of Arts in Fine Arts. She finds inspiration in architecture [doors, windows, shapes and patterns]; is drawn to linear drawings, colour, line and pattern but is also influenced by texture, shapes, patterns and sequences especially the numbers 3, 5, and 7.

We saw many examples of her work, primarily created in a collage style, using non traditional 'fabrics' created from supermarket dockets, newspaper, books and old postcards. These are then further enhanced with painting, printing, mono printing and

over printing, appliqué, machine stitching and finally embellished with buttons and found objects together with blocks of stitched zigzag for texture, judicious burning, and treasured pieces from her Liberty 'collection' of fabrics.

Her choice of techniques seems infinite, however, they come together in gentle representations of subjects and events, which without her touch, could be considered everyday. A creation following a visit to Florence incorporated said supermarket dockets and newspaper with sketched lineal architectural detail, colour and stitching. Old 1920's era sepia postcards of Exmouth railway station, main street and surrounds provided the inspiration for a Before and After composition. Lucy discovered that the postcards had pencilled crosses indicating locations the sender had visited. She decided to visit Exmouth, seek out the 'x' marks the spot locations and photograph the same vistas; she then worked her magic using sepia prints of her rediscovery photos of the area. The whole was decorated with 3 buttons and other found bits and pieces.

Lucy moved with her partner to Melbourne [which she describes as an amazing city] in recent years and found many new sources of inspiration. Our hard rubbish collection she describes as 'bliss' for someone with her love for "scurrying around recycle" areas and rubbish skips. Our flora, fauna, architecture, life style, natives and colour have been of further inspiration and she explores seeking new inspiration with her friend Hetty...her bicycle resplendent with a front basket. Her beautifully

created small cards which feature flowers, teacups and cakes are embellished with freestyle machine stitching and found objects – sourced from op shops and her grandmothers button collection.

Most of Lucy's work is small scale featuring tea cups, flowers, cakes and bunting. She continues to use all manner of media to create her pieces – tea and coffee dye [stain], paint colour swatch cards, Japanese newspaper; if it can be stitched the possibilities are endless. Lucy found an old Kimono in a hard rubbish 'pile'; it has been transformed into another of her gems. Golden Books have also provided another source of inspiration and transformation. She usually uses a stabilizer backing for her papers, uses denim needles for her stitching and is generously supervised and overseen by her cat child, Henry.

Lucy has also mentored at the Meet the Maker forum of the Royal Melbourne Show, worked with Fibre Arts Australia New Zealand, exhibited at the Quadrant Gallery Kew and acted as co-ordinator of a refugee project operating in Dandenong. Thank you Lucy for a very entertaining look at your creative life.

Nanette Griffiths

Pictures from the Quilt-in: Theme 'Christmas in July'



Our President Kaye looked very festive in red, green and white.



A delicious morning tea of scones, jam and cream was enjoyed by all thanks to Elaine Maslen



Janet O'Dell had everyone enthralled with her display of antique quilts



Door takings

1st Monday	420.00
1st Wednesday	38.00
3rd Monday	101.00
3rd Wednesday	35.00

Raffle	100.10
Soup day	345.35
Interest	0.38
Exhibition raffle	648.00
Membership	420.00
BMT	50.00

TOTAL	2,157.83
--------------	-----------------

Expenditures

Newsletter

Postage	96.18
Tote bags	1,475.00
Donations	2,200.00
Guest speaker	100.00
Merchant fee	12.00

TOTAL	3,883.18
--------------	-----------------

General Account	17,361.59
------------------------	------------------

Special Account	5,851.73
------------------------	-----------------

Term Deposit	32,880.62
---------------------	------------------

TOTAL	56,093.94
--------------	------------------

West Australian Quilters' Association is calling for entries into their *stitched and bound 2017* exhibition. The call is for innovative contemporary art quilts, to be displayed at Zig Zag Gallery, 50 Railway Road, Kalamunda.

The gallery suits small to medium quilts hung on walls, large quilts (one-sided, multi-sided or transparent) hung from rafters in the ceiling for viewing at eye-level, and 3D works on plinths or hung from rafters.

For Conditions of Entry, [click here](#)

For Entry Form, [click here](#)



FROM THE EDITOR

I'm still struggling with my computer; the new upgrades don't necessarily work in the way I'm used to, so I have to learn how to do things all over again. I don't know why they have to make such enormous changes to things that were working perfectly well. On the other hand, maybe I just haven't found the right buttons to click.

I've finally got my big hand-pieced quilt basted up and ready for quilting; as I've entered it in the Exhibition, that gives me a motivation to get it done—I'm very good at deadlines, much less good at just getting on with things.

The weather has been mostly cold and rainy (though we did have one nice sunny day recently that allowed me to get out and weed the vegetables, only small seedlings at the moment). I've been sitting by the wood heater every night and most afternoons as well; with a fan installed it's very efficient at warming the big living/dining/kitchen space, and the bedroom into the bargain.

There have been lots of birds around, rosellas and king parrots, honeyeaters and bowerbirds. These last have a very bad reputation as devourers of veggie crops, so I have my garden covered, rather haphazardly, with bird netting. Seems to have worked so far. The broccoli and kohlrabi are doing well, the spinach and snow peas are taking their time. Lots of snow on the mountains and even one day when it snowed in the valley, though the flakes just melted and didn't settle.

I'll be down in time to see the Jeff's Shed Exhibition, and my granddaughter will be with me—she has recently discovered quilting, so we have had some pleasant outings together.

See you all next meeting; remember the more people in the hall the warmer it gets.

Jacqy

BUSTLE & BOWS

After 30 years at our Surrey Hills location we have decided to make the move to the wonderful Warrandyte area.

In preparation for the move we welcome you to come down to the Surrey Hills shop before 11th August to enjoy the relocation sale.

The map below shows our new location as of 17th August. Please drop by and say HI.

**260 Yarra St
Warrandyte
03 9888 5018**

28th—31st July Melbourne Craft and Quilt Fair
Jeff's Shed (VicQuilters' Show)
Melbourne Exhibition Centre
Thursday to Sunday 9am to 4.30 pm
Info: www.craftfair.com.au/wp/Melbourne

13th August VicQuilters Winter Gathering
This will include the AGM.
IVALDA Masonic Hall, Ivanhoe
Info: <http://www.victorianquilters.org/>

19th—21st August Stawell Quilters Quilt Show
Stawell Entertainment Centre, 65 Main St
10 am—5 pm \$5 entry
Info: Lyn Keller Ph 53584884 lynkaud@hotmail.com

2nd—4th September AQA Members' Exhibition

Details on page 7.

PLEASE NOTE:

The information for What's on Where is collected from other quilters' sources and requests from organisations to advertise upcoming events.

Although this newsletter's objective is to be accurate, you should verify details of events for yourself.

If you send your organisation's information to the PO box, there may be a delay in the editor's receiving it. If you are in a hurry, contact me directly, by phone or e-mail. Jacqy

ADVERTISING IN THE QUILTERS PATCH

If you wish to advertise in this newsletter, the following rates apply per issue.

	1 Month	6 Months
1/8 page	\$10	\$40
Quarter page	\$15	\$60
Half page	\$25	\$120
Full Page	\$40	\$200

Members are entitled to one free quarter page ad per calendar year (space permitting), after which the above rates apply. AQA is a Not-for-profit organisation and does not collect or pay GST. Acceptance of advertising content is at the discretion of the editor. Concession rates will apply for bookings over 3 or more consecutive months. Bookings essential. Contact the Editor on 9857 7531. Payment required prior to newsletter deadline listed each month on page 2. Cheques to be made payable to AQA, please

18th—28th August 4 Sisters Exhibition
The next in this series by the Dear Sisters is showing work by Barbara Toogood at the Backspace Gallery Ballarat. <http://www.ballarat.vic.gov.au/lae/galleries/backspace.aspx>

1st—2nd October Bay Quilters Quilt Show
Beaumaris Library, 96 Reserve Rd
Sat 10 am—5 pm Sun 10am—4 pm \$8
Info: Monique at reidelm@yahoo.com
www.bayquilters.com.au

8th—9th October Willow Quilting Group Exhibition
St Catherine of Sienna School Hall,
Bulman Road Melton West
\$7 entry Light refreshments available
Info: Maureen Mohr, 03 9743 3962 0437463449
or email: mamohr@iprimus.com.au

**Exhibitions at the Powerhouse Museum, Sydney
Museum of Arts and Applied Sciences**

The exhibitions are Collette Dinnigan: Unlaced and Isabella Blow: A Fashionable Life, both on the floor until 28th August. You can read more about each here:

Collette Dinnigan: Unlaced – <https://maas.museum/event/collette-dinnigan-unlaced/>

Isabella Blow: A Fashionable Life – <https://maas.museum/event/isabella-blow/>

OUR WEB SITE

New Members, and those with new computers, can access the Members' Own section of www.australianquiltersassociation.com by emailing Susan King, on auquas@hotmail.com, to receive a password allowing you access to Members Own information.

MEMBERSHIP FEES

The fees for 2016/17 will be:

Individual Member (Melbourne)	\$35 per year
Country (Interstate/STD)	\$30 per year
Junior	\$15 per year

Any Member who wants to hold a sale of craft, produce or anything else may set up a table before the meeting (between 10 am and 11.15 am); 10% of the proceeds goes to AQA funds and should be paid to the Treasurer. Bring your own table.

Petite Textiles—Wangaratta Art Gallery

The Wangaratta Gallery is getting a reputation for innovative textile exhibitions; in this case, obviously, they were all small works, but there the similarities stopped. 'Textile' could cover almost any material and any technique. Most of them, I admit, were not to my taste, a bit over the top, but some of those I found interesting were two tiny woven pieces by Esme Merson 'Spring Growth', June Brown's 'Sky Series' (hand-dyed and stitched landscapes), Valerie Kirk's black and white tapestries, Carol Sonogan's 4" 'Seascape' in free-motion embroidery, and 'Landform' by Dianne Firth. There were a couple of pieces by Susan Matthews in subdued colours; I thought them rather dull compared with her previous work I'd seen.

It's a good thing to have one's horizon's stretched, even if one's tastes are quite different.

Jacqy

Talking Threads—Exhibition by the North East branch of the Embroiderers' Guild

This one was very much more my thing; there was a wide variety of techniques used, from traditional hardanger, smocking and cross stitch to art and 3-D pieces. In most cases the skill and attention to detail were dazzling. Some 3-D pieces by Marion Greaves were interesting (I did a class with her many years ago) but the ones I really admired were some Christmas panels combining cross stitch and hardanger/canvas work; black work pictures very finely worked; some machine embroidered panels on silk paper; and some eco-dyed embroidered panels.

I'm sorry I can't give the names of the artists—my notes have got so muddled I can't see which was which; but my sister and I both enjoyed the exhibition very much.

Jacqy


'Strictly Quilts' - Exhibition of Combined Quilting Groups of Wangaratta



Geisha Ladies
Frances Salathiel



Celtic Knots
Caroline Stamp



Mediaeval
Jenny Kerr



Detail of Medallion Quilt by
Featured Quilter Carolyn Konig



Chroma
Lyn Grapiglia



My Quilt of Crosses
(detail) Kerith Bell



Lara's Quilt
Margaret Warner



Pointy Scraps
Barb Miller

There were lots of other lovely quilts in this exhibition, and as several quilt groups had combined for the display, there were lots of quilts to enjoy. The raffle had some very attractive prizes, but unfortunately I didn't win anything.

Congratulations to the organisers, they gave us a very enjoyable afternoon.

Jacqy



If undeliverable return to:
THE QUILTERS PATCH
PO Box 224, Surrey Hills 3127

ISSN 08124175

PRINT
POST
PP 100000882

POSTAGE
PAID
AUSTRALIA

Happy birthday in August



Barbara	Addie	Megan	Jenkinson
Dymphné	Anderson	Diana	Lawrey
Jan	Baker	Beverley	McKeon
Norma	Berwick	Marcie	O'Loughlin
Pat	Bullard	Robyn	Packham
Lyn	Clark	Annette	Pearce
Colette	Findlay	Jenny	Simcocks
Glenise	Gallagher	Megan	Terry
Lois	Geary	Elaine	White
Blanche	Gibson	Beverley	Zammit
Mel	Hunt	Peta	Zito