



THE AUSTRALIAN
QUILTERS
ASSOCIATION INC

THE QUILTERS PATCH

Reg. No. A001272M

Founded November 1979

PO Box 224 Surrey Hills 3127

www.australianquiltersassociation.com

Newsletter 396

April 2016



This will be the raffle quilt for the Exhibition in September.
Someone will be lucky, won't they?

NEXT MEETING 4TH APRIL

THIS WILL BE COUNTRY MEMBERS' DAY AND THERE WILL BE A SHARED LUNCH.

PLEASE NOTE: MEMBERSHIP FEES DUE

The speaker will be Kathy Kaplan. See page 4 for a brief introduction.

Sit and sew meeting is Monday 18th April.

This will be Gift Quilts Day.

The night meetings will be Wednesday 6th and 20th April.



OFFICE BEARERS

PRESIDENT

Kaye Hardman 9859 0170
kaye.hardman@gmail.com

VICE PRESIDENT

Alexa Collins 0406150102

SECRETARY

Minutes: Ros Devine/Alexa Collins
Correspondence: Colette Findlay

TREASURER

Kate Potocnik 0409 933173

COMMITTEE

Chris Serong
Shirley Lodington
Mary Hitchens
Suzanne Simpson

Tracey Leonard
Elaine Maslen

MEMBERSHIP

Ros Devine 0407856772
Alexa Collins 0406150102

LIBRARY

Tracey Leonard

GIFT QUILTS

Ellen Mason, Jan MacFadyen,
Tracey Leonard

BLOCK OF THE MONTH

Faye Eaton

EXHIBITION CONVENER

Mary Hitchens

SYMPOSIUM CONVENER

Shirley Lodington 9890 2603
Chris Serong

SKILLSHARE

Faye Burville

ART QUILT GROUP

Anne Cocks

AQIPP

Heather Bingham

GUEST SPEAKERS

Judy Ballantyne 56746881

RAFFLES/DOOR PRIZES

HOSTESS

Elaine Maslen

NEWSLETTER MAILOUT

Kaye Hardman, Sue Botta,
Robyn Packham

RETREAT

Cindy Steer

SHOW AND TELL

Suzanne Simpson

WEBSITE

Susan King kingsuec@hotmail.com

EDITOR

Jacqy Wong 0407 668 104
Email: hoobien1@gmail.com
Post to: PO Box 443 Mt Beauty 3699

MEETINGS

Monthly meetings are held on the FIRST MONDAY of each month (unless otherwise advertised) at: Surrey Hills Uniting Church Hall, Corner Canterbury Rd. & Valonia Ave, Surrey Hills (Melway 46 J11)

The hall will be open from 10.00 am for members to work on their own projects until the meeting which commences at 11.00 am. Bring your own lunch (unless a shared lunch is advertised, in which case bring a contribution); tea and coffee facilities are provided. A \$5.00 donation helps us to cover meeting expenses. For insurance purposes, we request all members and visitors sign the attendance book when entering the hall. The library does not open until 10.15 am.

A Sit and Sew Day (no meeting or library opening but details otherwise as above; \$4 fee) will be held on the THIRD MONDAY of the month. This day may also be used for workshops, morning teas etc.

Night meetings are held on the FIRST and THIRD WEDNESDAYS of the month, 7.30 - 9.30. Library open 8—9 pm. \$4 fee.

Parking: Note that the front undercover parking is reserved for unloading and for those members with disabled parking stickers/or who need easy access to the hall.

Due to the talking in the hall at meetings the six seats closest to the microphone (at the front) will be held for the hearing impaired.

NEWSLETTER DEADLINE

Material for inclusion in the May 2016 edition of *The Quilters Patch* must reach the Editor by **18th April**.

Material submitted for inclusion in *The Quilters Patch* should not infringe copyright of any kind. If you are not the original author or artist, please include source information for written material or pictures so that every attempt can be made to seek permission for its legal use.

If you wish to use/reproduce any part of this publication, please contact the Editor.

OUR NEW MEMBERS

**WELCOME TO A NEW MEMBER
who has recently joined us.**

Shibani Mishra

**You are most welcome
and we wish you many years
of happy quilting
and lots of good times at AQA.**



3

With such a busy year ahead, I thought it appropriate to catch up with Megan Terry, the founder of AQA and first President. Megan awards a perpetual trophy and sash to one of the winners at our Exhibition which will be in September this year.

Megan was President from November 1979 to 1984. Margaret Williams was Treasurer, Gwen Rodriguez was Secretary and Janice Kleine was editor in the inaugural year.

"Megan began teaching patchwork in 1972 at the Nunawading Neighbourhood Centre in order to develop some quilting associates. As a result of this, she and some of her students founded what is now AQA. Megan continued to work, teach and exhibit until 1989 when she gave up teaching and began to paint while continuing to sew. She gave up quilting altogether in 1999 in order to concentrate on her painting."

Megan showed me her amazing studio, purpose built to accommodate her varied interests....with sewing machine and easel close by! She has produced a colourful, informative and fascinating book depicting her photos, jottings and inspirations throughout her travels. 'Come to the Edge'..quilts and other journeys of Megan Terry. We have a copy in our library as well as other copies for sale. (please see me if interested)

Over the weekend (18 -20 March), I called in to an Exhibition at Barwon Heads put on by SeaChange Quilters. They have an Exhibition every year! Throughout the year there was a challenge each meeting ...a technique and/or block was drawn out and this was to be incorporated into a quilt depicting the selected requirements. There was also a hexagon challenge....large, medium or small. Congratulations on such wonderful achievements. I hope everyone is working on their quilts for our Exhibition later this year.

I look forward to welcoming our country members to our April meeting.

Kaye Hardman

AQA BLOCK A MONTH GIFT QUILT PROGRAM

Each month we will supply a different block pattern that you can make and donate to the Gift Quilt Program. These will then be put together and donated to those more needy. Each month the number of blocks or quilts donated will be recorded and at the December Meeting a major prize will be drawn - one entry for each block handed in.

April Block—Chinese Coins


Cut five different 2 1/2 " by 11" strips.

Sew them together as shown.

It is important that the seams are straight, and accurate 1/4"

Press seams all in same direction.

Use ruler and rotary cutter to trim block to 10 1/2" square.




SPEAKER FOR APRIL—Kathy Kaplan

Kathy Kaplan, OAM, is Founder and President of Impact for Women Inc. Impact is a volunteer-led and driven charity making a difference to Victorian women and children fleeing extreme violence at home. Some of Impact's achievements in the past year include: Mothers Day and Christmas gift hampers; helped Santa provide Christmas gifts for children; interest-free loans; Kosher and Halal kits of cooking and eating utensils; refuge repair and refurbishment, awareness and fund-raising events.

Judy

FROM THE EDITOR



This will be second prize in the raffle at BMT in May

Well, Autumn is here at last, and very welcome it is, after the hot weather we've had to endure. It's time for me to pull out most of my summer veggies and start on the winter ones. My son and his family are coming up here for Easter, I'll probably prevail on his good nature and strong right arm in digging over the bed. Luckily, the hot weather had one good side-effect—I didn't have to mow the lawn very often, most of it is reduced to dust.

What a lot is going on in the quilting world at the moment, not only lots of AQA activities, but outside events as well. A pity I won't be able to attend more than a handful; though I hope to get down for the AQC, it's always a 'must-see'.

We have been up and down the Hume rather a lot in the last few weeks; my husband had to have an eye operation (bleeding behind the retina), and now I'm administering three different eye drops four times a day. He's just heard of a Chinese remedy that is supposed to do this condition good—a tea made with goji berries. Let's hope it has a beneficial effect.

Happy Easter everyone, and I hope you will take advantage of the holiday to enjoy the weather and get on with your projects.

Jacqy



Country Members Day with the shared lunch is a chance for those who cannot travel to all meetings, because of distance, to make the effort to come along. You will meet other member quilters, see the "Show and Tell" and hear the guest speaker who generally brings a display of her work.

The AQA Committee have arranged an interesting programme. On Monday 18th April is Gift Quilt making day. This is a busy day with great results; all can be involved in one way or another, plus have time to talk and share ideas. Book in for next month's Retreat, followed by the Biggest Morning Tea. All of these activities give you the opportunity to mingle and meet other members. It will be up to you to join in, please don't miss these opportunities for friendship.

You can expand your horizons and skills by enrolling in various outside Retreats, e.g. Dookie, Phillip Island, Ballarat, etc. Where dedicated tutors surprise you with new ideas.

A.Q.C. is coming soon with classes and many stalls to tempt and inspire you.

Think ahead to Showcase. Offer to be an "angel" for white glove duty – see Chris Serong.

Plan ahead for our own Exhibition and enter your work, join in the challenge too. The more quilts displayed means more variety and interest for visitors.

So there are lots of things to keep everyone busy, either staying at home and creating or joining in the activities mentioned – my message is "wear our don't rust out"!

LIBRARY NEWS

Hi Everyone,

Here is my first report on what is going on in the library.

We have four new books this month, they are;

~ 1000 Quilt Inspirations by Sandra Sider. This book is sure to inspire, from traditional nineteenth-century blocks to unique contemporary art. It features intricate techniques, innovative designs and dynamic colours.

~ Modern Rainbow by Rebecca Bryan. This book has 14 modern, imaginative quilts that play with colour.

~ Beyond Log Cabin by Kerry Gadd. This book takes a traditional log cabin block, adds a little experimentation and a dash of colour and you finish up with a fabulous quilt.

~ Lovely Landscape Quilts by Cathy Geier. With this book you can create 15 beautiful quilts using strips and scraps. You learn how to find inspiration, choose fabrics, design and lay out your quilt, use angles to create skies, water, hills and mountains and many other techniques.

So do yourself a favour and check out not only what's new in the library but what else we have to offer.

Until next month, happy reading and quilting, the barefoot librarian (Tracey Leonard).

AQA ART QUILT GROUP

We shall be meeting at the home of Jolana Jordan, 7 Gabriel Avenue, Malvern East Tel. 0475 423 993 on MONDAY APRIL 11, 10AM. Our project this day will be Sun Dyeing and Dyeing with Ice.

If you need a list of contents to bring, please contact Anne Cocks on anne.cocks@bigpond.com and a list will be forwarded to you. Let's hope for a sunny day and bring your own lunch. All welcome! Anne

'Impact' Domestic Violence Support



Kathy from 'Impact' will be picking up the toiletries and pouches at the April meeting in time to be given out for Mothers Day.

Could you please bring back your finished pouches? Thank you to everyone who supported this cause and made these pouches.

www.noodle-head.com/2012/06/open-wide-zippered-pouch-diy-tutorial.html

wide-zippered-pouch-diy-tutorial.html

Faye Burville



Isobel Harvie Collection

Forever

Timeless Memories Of Bridal Gowns
1880 - 2015

February 15 - June 13, 2016

Kyabram Town Hall, Allan Street, Kyabram.
Forever Admission: Adult - \$15, Concession/Groups - \$10pp.
Family - \$25 (Includes 2 Adults and up to 4 children)
10am - 4pm Daily (Closed Sundays)
Open Sundays, Kyabram event weekends.
Ph: (03) 5852 1546 W: www.kyabramtownhall.com.au
E: info@kyabramtownhall.com.au
Group Bookings by appointment.





1 (1) **BABY QUILT** - Julie Langford. This delightful small quilt uses solids in strips with a square of striped fabric added at the ends to accent the blues. That acid green stripe really gives it a zing. Made and completed in FEB 2016,

(2) **HEXAGON COLOUR WASH** - Julie Hallyburton. Now here is a delicious way to use hexagons. The colour wash gradation from blues, through greens, yellows, to pinks and reds, represents sea, land, sand and sunset sky. It forms an abstract landscape that we immediately recognise. We look forward to seeing it completed. Many of us at AQA have watched it grow. The top was hand pieced over several years and finished in DEC 2016.



2 (3) **KELLY'S BIRTHDAY QUILT** - Tracey Leonard. Tracey made this appliqué quilt for her son's mother-in-law for her 40th birthday. It is a whimsical picture of an owl in a stylized tree set on a hill. Is the owl a metaphor for the wisdom of mothers? This is another thing about quilters, that we put embedded messages of love in our quilts, even we are not aware of it.

(4) **ROS' FROG QUILT** - Tracey Leonard. This frog themed quilt has been made for Tracey's friend for her 60th birthday. The blocks are appliquéd and hand embroidered.



3 (5) **YVONNE'S BIRTHDAY QUILT** - Tracey Leonard. This is an 80th birthday present. It is a more traditional quilt using sampler blocks in mainly blues and yellows with a touch of lavender. Not only is Tracey a prolific quilter, but she is also a very loyal and kind person who values her friends very highly, producing lovely and thoughtful gifts for them.

(6) **DINOSAUR QUILT** - Marg Coulthard. A cot quilt with buttonholed appliqué has been made for the gift quilts. Machine quilted by Jan Mac.

(7) **CHARITY QUILT** - Sonya Kilpatrick. BOM blocks were put to good use here; dark and medium colours with accents of cream and gold. The colours are subtle but very stylish. Machine quilted by Jan Mac.



4 (8) **SCHOOLHOUSE QUILT** - Anne Cocks. Anne has made this stunning house quilt as an anniversary gift for her daughter. The schoolhouse block is very appropriate as her daughter is a teacher. Professionally quilted by Pam Hammer. Anne has used the AQA GO-CUTTER from the library to cut the house shapes. This tool is available for members to use for quick and accurate cutting. There are many patterns to use. So please investigate it to assist your quilt making.

5 (9) **STRIPPY OUTBACK QUILT** - Claire Bubb. Claire has used her collection of aboriginal fabrics in strips to show off the glorious patterns. This Nancy Crow method of cutting in wavy irregular lines adds dynamic movement and allows the exquisite graphics with so many different shapes to be appreciated. There is something very elemental and profound about these aboriginal designs that takes your breath away. There is so much mystery to them. They speak so deeply of aboriginal spirituality and their connection to their land. There is absolutely no doubt that we see in these fabric designs an art form that spans thousands of years. We are privileged in Australia to be allowed glimpses into aboriginal spirituality and a past beyond our understanding.




(10) **BILL'S QUILT** - Rosalie Franzke. We can see that Bill is an ardent fisherman. He himself collected some fishy fabrics and pleaded for his own quilt to be made. This has a soothing palette, a contemplation of great catches and also memories of the ones that got away. Machine pieced and professionally quilted by Black Forest Quilting. Made between SEPT and NOV 2015.




6 (11) **BOOKCASE QUILT** - Nancy Flowers. Nancy commenced this quilt at a 2008/2009 class with Julie Adamson of the former Patchwork House shop. Some projects wait quietly in our cupboards and we bring them out to complete, and greet them like old friends. Hand appliquéd and piecing and some machine piecing and machine quilting. Recommended in OCT 2015 and completed DEC 2015.

(12A & B) **COT QUILTS** - Pam Gladstones. When the daughter of a friend is having twins that is a perfect excuse to bring out all the delicious scrap squares to put to good use for two cot quilts. They were hand pieced and hand quilted by Pam over the summer break. Two beautiful gifts for the lucky new mother.




7 (13) **DRESDEN PLATES** - Lynne Steel. Dresden plates of two different sizes are placed over a dark background to contrast and accentuate the fabrics. Lynn has made this quilt for her weekender in the country. Pieced and machine quilted by Lynn between Nov 2015 and Mar 2016.



Thank you everyone who contributes to show and tell; you encourage and inspire us with fabrics, colours, different blocks and unusual settings.

Jeanette Widdows.



EXHIBITION REVIEW



Sunday 13th March, was 'my day'. We did a circuit of part of the Victorian goldfields. First stop Ballarat and the Embroiders Guild branch exhibition at the Mechanics Institute. As always the ladies had a magnificent display of beautifully worked pieces covering many different techniques - Hardanger, counted cross stitch, many white work techniques, gold work and stumpwork. Several pieces of stumpwork caught my eye...flowers and insects were predominant. There were a few quilts - one a wedding quilt. Guests had been supplied with fabric and asked to create a block. There were two other small sections - the Junior members and a display of members first embroidery. These were mostly worked at school and the embroiderers were all aged around 8 to 12; however, one discovered embroidery at the ripe old age of 27.

Castlemaine was next and the Castlemaine Applique group exhibition. This was their second exhibition and it didn't disappoint. The market building was filled with beautiful quilts. So many to comment on, but some that caught my eye were 'General Jacqueminot' by Neil Chisholm [his red and green adaptation of an antique quilt]; 'Oh Dear Mrs Thompson' aka the Burnt Quilt, an original by Di Ford Hall; a large quilt [sorry I missed its name and maker] in soft lemons and pinks with a touch of bold blues and red and all appeared to be totally and beautifully reverse appliquéd. It had a central urn filled to overflowing and an equally abundant leafy border. There were several red and white or red white and green quilts that were perfectly worked and a version of Dear Jane titled 'My Jane'. It had a white background, no apparent sashing and a selection of the blocks in a grid layout. The border was of solid long triangles and to tie it all together there was a fine, warm, pinkish bias scalloping around the base of those long triangles...a lovely take. There were also a couple of art style quilts one of which was in lovely rich purples, blues, reds and greens - long swishy slithers of fabric machined to the patches. Again I have to apologise for not having the name of the maker.

No visit to Castlemaine would be complete without a visit to Corliss....that topped off my day. Nanette

Finishing on April 3rd

As I had spare time in Melbourne on Sunday I made an unexpected visit to the NGV International to see the exhibition, *Blue: Alchemy of A Colour*. I highly recommend it if you can fit it in before April 3 when it closes. The works come from both Europe and Asia and are based on the use of cobalt and indigo to give blue colour to fabric and ceramics. What I found exciting was the information about many textile and dyeing techniques and the history behind the making of the garments.

Also finishing on April 3rd are, at Bundoora Homestead Gallery: a display of tea cosies and secondly an exhibition of work by seven women graduates from Hong Kong and Melbourne entitled *Nu Yishie Series VII Thread*.

I haven't been to Bundoora yet, but they sound interesting.

Colette



We knew we were in for a treat when we saw the many tubs of quilts being stacked below the stage; Desley Maisano [Addicted to Quilts] began her longarm quilting career in 2003; an expert and well versed quilter, Desley introduced us to the finer points of quilting necessities and choices.

She spoke firstly of her introduction to patchwork. Like so many of us she did a class (2001) and from the very beginning was hooked, smitten, addicted! And also like so many of us her first foray was the obligatory sampler – all by hand and hand quilted. Desley quickly decided that hand work was not for her and soon invested in a longarm machine.

Desley discussed at length the styles and applications of longarm quilting. Succinctly, her advice was to consider and plan the quilting (type and thread) from the beginning of the design phase, not as a last minute adjunct; these are some of her hints:

All over quilting is best suited to functional quilts (such as those she has made for her nephew Xavier)– it is softer and therefore snugly.

Custom quilting is more effective on appliqué and special quilts - it also comes into its own on light, plain or tone on tone fabrics.

Thread – her personal preference for both piecing and quilting is Rasant 120 thread and she prefers to harmonise the colour choice with the quilt backing. Check online for suppliers.

Batting - Desley's personal choice in most instances for her own quilts is Matilda's Own 60/40 wool/polyester. However, batting choice is again determined by the use, how it will be quilted and the quilt's requirements. She has used three layers of batting for a specific 'look'.

Finally we visited backing fabric – Desley's advice was to harmonise colour choice; she likes to use top left over scraps for a pieced backing but prefers strips rather than 'borders'; consideration should be given to the seams and how the 'created' backing will quilt. Of course, 100% cotton is the best option. Desley has quilted backs as diverse as polar fleece, polyknit and flannel – these all give a slightly puckered effect once out of the frame.

Desley illustrated her presentation with quilts, in some instances using comparison pieces (same design, different colour ways) to emphasis the points she was making. It was good to be reminded of the way in which colour can alter patterns and ultimately influence the final appearance of a quilt.

After dealing with the 'ins and outs' of quilting we were treated to a magnificent show and tell. Desley has, in my opinion, a wonderful colour sense and is not content with just a 'near enough' colour way - she searches until she finds just the right colour. It was obvious that her beautiful quilts were soundly planned from go to woah; no organic Topsy-like growth for Desley. Many of her quilts were star designs; stars of all varieties – small, twisted, set on point, framed in black but all with acres of blank fabric to accommodate beautiful quilting motifs.

Two of my favourite quilts were:

'Ruled by Chocolate' - A delicious Victorian Quilters 2011 award winning stripy concoction of 3 tones of coffee colours; an asymmetrical design highlighted with glorious quilting (see back of this quilt—red— above); and

'Windmills of My Mind' – Another asymmetrical design; this time 3 different sized giant dahlias in black, brown and creams which were cut to interlock then set in a coffee/ cream background.

Desley is an award winning quilter whose ribbons include:

2015 1st Traditional/Professional (Chequered Star) – Victorian Quilters

2010 Excellence in Quilting—Victorian Quilters

2008 Second in Machine Quilting—Victorian Quilters.

See page 11 for Desley's hints on many aspects of quilting.



Nanette

Norfolk Island Quilt Getaway October 2016

Tutors: Carolyn Konig, Caroline Sharkey, Amanda Daly, Jane Gibson

www.quiltnorfolk.com kelly@travelcentre.nf

NI travel centre PO Box 172 NI 2899 1800 140 066

www.norfolkislandtravelcentre.com

Holiday packages available

A New Charity—Craft for Kids

This is sponsored by Expertise Events; they are asking for donations of all sorts of craft materials to be used by groups of disadvantaged children. There will be a collection point at the AQC and Showcase. For more details use address below.

<http://intocraft.com.au/blog/craft-for-kids-foundation-a-new-charity/#sthash.E54shDgX.dpbs>

General Account**Income**

Door takings

1st Monday	\$	470.00
1st Wednesday	\$	30.00
3rd Monday (Jan & Feb)	\$	221.00
3rd Wednesday	\$	41.00
Raffle	\$	105.00
Interest	\$	0.24
AQIPP	\$	140.00
Membership	\$	80.00
TOTAL	\$	1,087.24

Expenditures

Newsletter

Printing	\$	147.98
Postage	\$	122.05
Guest Speaker	\$	100.00
Quilt Valuation	\$	180.00
Stationary	\$	20.97
Quilt-In	\$	24.25
Gift Quilts	\$	20.00
Merchant fee	\$	12.00
TOTAL	\$	627.25

General Account \$ 10,308.98**Special Account** \$ 5,851.73**Term Deposit** \$ 32,783.01**TOTAL** \$ 48,943.72**Australasian Quilt Convention**Thursday April 14th – Sunday 17th 10am - 4pm.

Can you help with White Glove Duty?
Come along and see the Best of Australian Quilts
Plus many other Quilt displays, and Quilt Challenges,
Tutors' Quilts, Catch up with your friends and make new friends.
Shop till you drop.

You will gain free entry, for your 2 hour volunteering to help.

Contact:- Chris Serong, Victorian Quilters Inc.

Email : cserong9@tpg.com.au**LETTERS**

Dear Kaye

The Lions Club of Quilters Victoria would like to thank your members for the generous donation of quilts for the people who lost their homes in the bushfires at Wye River and surrounding area at Christmas time. They were all extraordinarily beautiful and will cheer those who have suffered great loss of personal items in the fires.

The quilts will be distributed by members of our club who are still preparing meals for people in the area during the week. Buninyong Lions Club will also be giving the quilts to local people so you can rest assured that they will be targeted to those most in need at this time.

We are a new small club with an aim of developing a quilt museum in the years to come. However, our affiliation with Lions International also brings us into contact with people in need and our members are involved in assisting Lions in emergency situations. Quilts are a very valued gift to people who have lost a great deal and continue to experience trauma.

Regards, Heather Cartmel, Secretary Lions Club of Quilters Victoria, and
Annette Blake, President, Lions Club of Quilters Victoria, Tel: 0418 932 288

From Anglicare:

Dear Members,

Last week your Ellen Mason delivered another 14 of your superb quilts to our Bayswater site, and we wish to thank you all so very much. Again, our workers came down really fast to stake their claims on the quilts with great smiles on their faces. It is such a wonderful experience to pass onto our clients something special that they can hold onto and have personal ownership of.

Our Family Service teams from Lilydale have also been able to take a few of the quilts to distribute to their clients this time and they are also very grateful for the opportunity to share the quilts.

I have enclosed and email received from Liz Nunn, our Youth Counsellor, who is always one of the first to stake her claim for her teenage clients. Liz was very happy to give a follow up to the previous quilts she has given out and we hope you enjoy her comments. Again, thank you all very much for your kindness, thoughtfulness and amazing talent.

Kind regards, Kim McCombe, Team Leader, Integrated Family Services.

From Liz:

Please pass on thanks to the wonderful quilters.

Feedback from the first quilts I gave to clients:

All clients absolutely loved their quilts; they think that the quilters were very talented people. All were very grateful for their quilts, and asked me to say a big thank you to the quilters.

MM has his on this couch in his room; he loved the colours.

BC has his quilt on his bed, he liked how it was mostly blue with a bit of pink.

CB mounted her quilt on a wooden rod she has hanging in her room; it's for too pretty to put on a bed.

KH loves her quilt; she uses it to snuggle up to when watching TV.

SD Painted her room to match her quilt, she loved it so much.

CD gave her little quilt to her mother to put over her legs when she is in her motorised chair. I have picked a larger one for CD out of this batch. She has quit all substances and is returning to do VCAL at Box Hill TAFE this year.

Thank you so much to all the fabulous quilters – beautiful work. Thank you for being such caring souls.

Regards, Liz and her clientele. Elizabeth Nunn, Youth and Family AOD Counsellor

30th Jan—30th March 2nd Tamworth Triennial 2014 Wangaratta Art Gallery

Leading textile Artists from across Australia are featured in this exhibition with the theme of Collaboration and Interdisciplinary Practice. See the following links:

[2nd tamworth textile triennial](#)
[wangaratta art gallery](#)

1st—2nd April Quilt Exhibition St John's Quilters Cranbourne 27 Childers St, Cranbourne

The Gallipoli Anzac Triptych Quilt will be on display, along with the travelling Suitcase Exhibition from VicQuilters 'Remembrance 1915-2015' Challenge.

All proceeds go to the Blairlogie Project Living and Learning.
Info: Dianne Mitchell 03 5995 9763

1st—3rd April Warracknabeal Patchwork & Quilters Inc Patchwork Exhibition Uniting Church Hall, Jamouneau St, Warracknabeal 1.00-4.00pm Friday; 10.00am – 4.00pm Saturday & Sunday Cost: \$5.00

Info: Jan: 03 5394 1655

14th—17th April AQC See page 9 for details. Info: <http://aqc.com.au/aqc-quilt-show-2016>

14th May The Corowa Quilters Quilt In St Mary's School Hall, Honour Avenue, Corowa 10.00am until 4.00pm \$5.00 Info: Hilary Clapton on 02 6033 2129.

PLEASE NOTE:

The information for What's on Where is collected from other quilters' sources and requests from organisations to advertise upcoming events.

Although this newsletter's objective is to be accurate, you should verify details of events for yourself.

If you send your organisation's information to the PO box, there may be a delay in the editor's receiving it. If you are in a hurry, contact me directly, by phone or e-mail. Jacqy

ADVERTISING IN THE QUILTERS PATCH

If you wish to advertise in this newsletter, the following rates apply per issue.

	1 Month	6 Months
1/8 page	\$10	\$40
Quarter page	\$15	\$60
Half page	\$25	\$120
Full Page	\$40	\$200

Members are entitled to one free quarter page ad per calendar year (space permitting), after which the above rates apply. AQA is a Not-for-profit organisation and does not collect or pay GST. Acceptance of advertising content is at the discretion of the editor. Concession rates will apply for bookings over 3 or more consecutive months. Bookings essential. Contact the Editor on 9857 7531.

Payment required prior to newsletter deadline listed each month on page 2. Cheques to be made payable to AQA, please

13th—15th May AQA Retreat See Cindy Steele for details.

16th May AQA Biggest Morning Tea More details later.

21st May The Appliqué Guild of Australia Inc. Central Victoria Appliqué-In Long Gully Community Centre, 23-29 Havilah Rd, Long Gully, Bendigo, Vic 3550

Members and guests welcome.

Admission \$5.00 TAGA members, \$7.00 guests

Shops in attendance: Village Patch, Maldon and Quilting Patch, Rochester

Lucky door prizes: BYO lunch, mug, a slice to share too please.

Show & Tell for us all to enjoy. Bring your appliqué so you can enjoy a day of stitching with us.

Info: enquiries@theappliqueguildofaustralia.org.au

or phone Margaret 0409 165 601

For updates see our website calendar:

www.theappliqueguildofaustralia.org.au

18th—19th June Sunbury Stitchers & Quilters Quilt Show "Fifty Shades of Red" Memorial Hall, Stawell St, Sunbury, Melways:

382E4

9.00am – 4.00pm; Sunday 19th June – 10.00am – 3.00pm

Entry : \$7.00 Or \$5.00 for Seniors

Morning tea, lunch and afternoon tea will be available for purchase.

There will also be raffles and door prizes to be won.

Three shops will be available for spending over the weekend.

Our Charity Quilt will be raffled with all proceeds going to our local Sunbury C.F.A.

Info: Evelyn on 0449142485

OUR WEB SITE

New Members, and those with new computers, can access the Members' Own section of

www.australianquiltersassociation.com

by emailing Susan King, on auquas@hotmail.com,

to receive a password allowing you access to

Members Own information.

MEMBERSHIP FEES

The fees for 2014/15 will be:

Individual Member (Melbourne)	\$35 per year
Country (Interstate/STD)	\$30 per year
Junior	\$15 per year

Any Member who wants to hold a sale of craft, produce or anything else may set up a table before the meeting (between 10 am and 11.15 am);
10% of the proceeds goes to AQA funds and should be paid to the Treasurer.
Bring your own table.

MEMBERSHIP FEES DUE 30th APRIL 2016

AQA Membership renewals for 2016-2017 will be due by the end of April 2016

Fees for 2016-2017 are:

Individual Member (Melbourne Metro Area)	\$35 per year as per map
Country (area phones with 5... prefix) and Interstate	\$30 per year
Groups (Country)	\$50 per year
Junior	\$15 per year

You may pay by cash, cheque or direct bank deposit. Credit card facilities are no longer available. Your subscription may be paid with direct bank deposit. The details are on the subscription form that you will receive. *Please read carefully* and reference as requested to ensure your payment is credited to you.

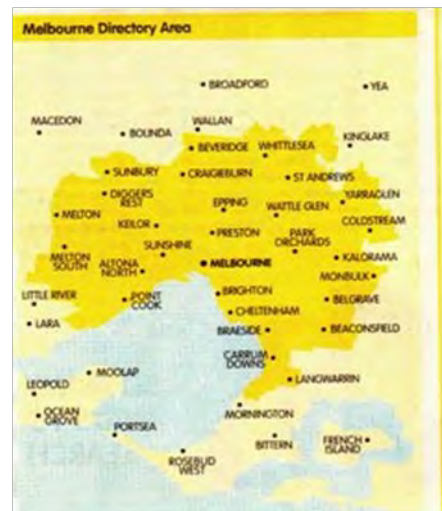
Members who receive a printed copy of the newsletter will have had the form inserted in the March issue. Email recipients will receive a hard copy of the form at the meeting or if unable to attend via the post.

Irrespective of payment method it is essential that your 2016 green form is completed clearly and handed in or forwarded to the Membership Secretary at the address shown on the form. Prompt payment would be very much appreciated.

For members who have paid in advance you will have received a form with the payment section crossed out but it would be appreciated if you could please complete the form for this year and return it to keep our records complete.

Privacy: In line with current privacy statements only committee members have access to information provided by members and no information will be divulged without prior permission from the person involved. Ros Devine, Membership Secretary

Ros Devine, Membership Secretary



Quilting - Some things to think about.

Links - Surrounded – www.fourpawsquilting.com

Four Patch quick piecing tutorial and layout at Tamarack Shack –

www.tamarackshack.blogspot.com.au/2014/05/four-patch-charm-quilt-with-tutorial.html

Quick Curve Ruler - www.sewkindofwonderful.com/products/quick-curve-ruler

Curved Log Cabin Block – www.tamarackshack.blogspot.com.au/2013/01/curve-it-up-log-cabin-block-7.html

Michelle Yeo's Giant Dahlia - www.michelleyeoquiltdesigns.com/html/s02_article/article_view.asp?keyword=Multicoloured-Giant-Dahlia

Metro Hoops – www.sewkindofwonderful.com/products/metro-hoops-pdf-pattern

Think about the quilting before and during the quilt making process.

Allover or Custom Quilting: Allover is usually softer for functional quilts. Custom is usually for show, wall hanging, applique or special quilts.

Busy fabrics or plain fabrics: Quilting shows more on plain or tone on tone fabrics, and on lighter rather than darker fabrics.

Thread: Can change the colour or tone of a quilt, lighten a dull quilt or create interest.

Straight lines or curvy lines: Straight lines can add interest, draw the eye, and create the appearance of additional piecing. Curved quilting lines can offer a contrast and add softness and texture.

Ditch Stitching: If you plan to ditch stitch your quilt, take time to consider which side to press your seams with this in mind.

Density of Quilting: Dense quilting around piecing or appliqué will make the un-quilted areas of the quilt appear to pop up – or be more prominent.

What is the quilt to be used for? The more heavily quilted, the stiffer the quilt becomes. If the quilt is to be used to snuggle under, then more open quilting will give a softer effect.

Batting: Choose a batting that you like the look and feel of, taking into consideration loft, colour, what the quilt is going to be used for, and how it is going to be quilted.

Backing: Pieced backings use up fabrics, but a backing with a lot of borders is not the best option for professional machine quilting, instead go for strips or abstract designs. Consider the thread colour when choosing the backing.

For more information about professional machine quilting go to www.addictedtoquilts.com.au


Copyright Desley Maisano, *Addicted to Quilts*® 2016



Public Art

The complicated crochet work decorations on these poles in MC² (the plaza between the Whitehorse-Manningham Council Offices and the Community Centre) in Doncaster Rd, near Shoppingtown, were made by the members of the Seniors Social Group, which is sponsored by the Whitehorse-Manningham Council . I'm told they will be left up until the weather has spoiled them.

Jacqy





If undeliverable return to:
THE QUILTERS PATCH
PO Box 224, Surrey Hills 3127

ISSN 08124175

PRINT
POST
PP 100000882

POSTAGE
PAID
AUSTRALIA

Happy birthday in April



Anna	Amory
Mae	Bolton
Helen	Buultjens
Penny	Cearns
Rae	Graham
Kaye	Greening
Marion	Groom
Kate	Hansen
Kylie	Hawkins
Janet	Kidson

Joyce	Lowe
Meryl	McEwen
Jean	Nixon
Catherine	Parsons
Shirley	Pitman
Kate	Potocnik
Sharon	Rischmueller
Diane	Routt
Yvonne	Stephenson