



THE AUSTRALIAN
QUILTERS
ASSOCIATION INC

THE QUILTERS PATCH

Reg. No. A001272M

Founded November 1979

PO Box 224 Surrey Hills 3127

www.australianquiltersassociation.com

Newsletter 395

March 2016



The Lovers of Liberty Group have made this quilt top, which will be finished in time to be raffled at the Biggest Morning Tea.

NEXT MEETING 7TH MARCH

The speaker will be Desley Maisano . See page for a brief introduction.

Sit and sew meeting is Monday 21st March

The night meetings will be Wednesday 2nd and 16th March.



OFFICE BEARERS

PRESIDENT

Kaye Hardman 9859 0170
kaye.hardman@gmail.com

VICE PRESIDENT

Alexa Collins 0406150102

SECRETARY

Minutes: Ros Devine/Alexa Collins
Correspondence: Colette Findlay

TREASURER

Kate Potocnik 0409 933173

COMMITTEE

Chris Serong
Shirley Lodington
Mary Hitchens
Suzanne Simpson

Tracey Leonard
Elaine Maslen

MEMBERSHIP

Ros Devine 0407856772
Alexa Collins 0406150102

LIBRARY

Tracey Leonard

GIFT QUILTS

Ellen Mason, Jan MacFadyen,
Tracey Leonard

BLOCK OF THE MONTH

Faye Eaton

EXHIBITION CONVENER

Mary Hitchens

SYMPOSIUM CONVENER

Shirley Lodington 9890 2603
Chris Serong

SKILLSHARE

Faye Burville

ART QUILT GROUP

Anne Cocks

AQIPP

Heather Bingham

GUEST SPEAKERS

Judy Ballantyne 56746881

RAFFLES/DOOR PRIZES

HOSTESS

Elaine Maslen

NEWSLETTER MAILOUT

Kaye Hardman, Sue Botta,
Robyn Packham

RETREAT

Cindy Steer

SHOW AND TELL

Suzanne Simpson

WEBSITE

Susan King kingsuec@hotmail.com

EDITOR

Jacqy Wong 0407 668 104
Email: hoobien1@gmail.com
Post to: PO Box 443 Mt Beauty 3699

MEETINGS

Monthly meetings are held on the FIRST MONDAY of each month (unless otherwise advertised) at: Surrey Hills Uniting Church Hall, Corner Canterbury Rd. & Valonia Ave, Surrey Hills (Melway 46 J11)

The hall will be open from 10.00 am for members to work on their own projects until the meeting which commences at 11.00 am. Bring your own lunch (unless a shared lunch is advertised, in which case bring a contribution); tea and coffee facilities are provided. A \$5.00 donation helps us to cover meeting expenses. For insurance purposes, we request all members and visitors sign the attendance book when entering the hall. The library does not open until 10.15 am.

A Sit and Sew Day (no meeting or library opening but details otherwise as above; \$4 fee) will be held on the THIRD MONDAY of the month. This day may also be used for workshops, morning teas etc.

Night meetings are held on the FIRST and THIRD WEDNESDAYS of the month, 7.30 - 9.30. Library open 8—9 pm. \$4 fee.

Parking: Note that the front undercover parking is reserved for unloading and for those members with disabled parking stickers/or who need easy access to the hall.

Due to the talking in the hall at meetings the six seats closest to the microphone (at the front) will be held for the hearing impaired.

NEWSLETTER DEADLINE

Material for inclusion in the April 2016 edition of *The Quilters Patch* must reach the Editor by **23rd March**.

Material submitted for inclusion in *The Quilters Patch* should not infringe copyright of any kind. If you are not the original author or artist, please include source information for written material or pictures so that every attempt can be made to seek permission for its legal use.

If you wish to use/reproduce any part of this publication, please contact the Editor.

OUR NEW MEMBERS

**WELCOME TO ANY NEW MEMBERS
who have recently joined us.**

**You are most welcome
and we wish you many years
of happy quilting
and lots of good times at AQA.**



Please note: If you can't do your rostered job, please find someone else to take over or notify a member of the committee.

Raffles: Jill Kennedy

Meet and Greet: Pam Gladstones Michelle Bardwell

Kitchen: Marina Holland More helpers here would be welcome (three on duty each month)

Library: Sharon Rischmueller

We are seeking more volunteers, particularly for kitchen, in April, May and June. The roster form will be on the registration table when you arrive.

MEETING POINTS FEBRUARY 2016

Present: Over 80 **Apologies:** 10 **Guests:** 3 Including 2 from UK who looked us up on the internet

Banner: Finish UFOs

Our annual retreat is happening again: AQA Quilt Retreat, May 13-15, Whitehall Guest House, Queenscliff. \$190 per person includes two nights' accommodation, catered two-course dinner on Friday night, breakfast Saturday and Sunday, and morning/afternoon teas. Dietary requirements can be catered for and car pooling can also be organised. Bookings open online on Friday March 18 at 9.00 am. Go to www.trybooking.com/KLIQ or www.trybooking.com/183420 If you have problems with this go into the buy tickets area and search for AQA and the link will come up. All AQA members are welcome. Jennifer Hyland from A Piece of Cloth will also be visiting. If you have any queries please contact Cindy Steer on 0432 731 345 or psteer@bigpond.net.au

Correspondence: Please look at the noticeboard for any correspondence, and thanks to Colette for looking after the noticeboard. Exhibition at Kimono House is coming up – details are on the noticeboard in the foyer. There is information re the possibility of AQA sponsoring a student to the at AQC convention – please see Kaye if you know someone who may fit the bill. AQA will be donating 10 quilts to BlazeAid, who will give them to the people who were affected by the Christmas Bushfires in Victoria. Some members have not had a good start to 2016. Cards have been sent on behalf of all members, and we extend a big hug and support to any members who are having a difficult time.

Membership: Ros is somewhere between America and Tassie – having a wonderful time – but missing us like crazy – NOT! We have 1 new member, who was mentioned in the Newsletter. Fees are due in April.

Library: From Tracey: New books have arrived and will be ready for next month. Stocktake will be in June.

Gift Quilts: Faye and Elaine said thanks to everyone who has returned blocks, quilts etc. Use of a new cupboard (out the back!) enables the quilts etc. to be reorganised. We are now under the 60 mark – which has been a wonderful effort by all.

Bags for Impact ladies. Cut outs will be at the February Sit n Sew. At the March Sit n Sew, Elaine will demonstrate how to make the bags, so come and help with the sewing. 14inch zips are needed and there are available at Theo's. Longer zips can also be used. April meeting, Kathy Kaplan (from Impact) will be coming, so let's get some bags made to be able to give her then. Instructions for the bags are on the NoodleHead site, or Faye has instructions for anyone who wants them. Fabric is available out the back if anyone wishes to use it.

Exhibitions/Symposiums: Shirley told us next Exhibition meeting is next week. The exhibition is the Saturday and Sunday of the 1st weekend in September. We are looking at the possibility of making it a 3 day exhibition, however we are still working on that – we would really like to include the Friday, however we are still working with Box Hill Town Hall about that. More information will be in the April/May newsletter. There are no restrictions re quilt size for the Exhibition. The Challenge will be 'Christmas table runners.' There appears to be concerns re 'What to bring your quilt in, to an exhibition?' We are looking at the possibility of purchasing bags with AQA logo on, which may cost \$6-7 and are a good size to store quilts in, and can take up to a King size quilts. We are also planning on using these bags to store the AQA quilts in – especially the antique ones. AQA Quilts – are currently being valued, and have been there since September 2015. Our quilts have been slotted in with others, and we should have them back today, as there is a meeting today.

(Continued on page 9)

You know you're a Quilter when...

your first thought for a wedding or christening present is a quilt.

CHOCOLATE.....! our banner for this month's meeting! Love it or loathe it there will be plenty with Easter coming at the end of the month! There goes the diet yet again!

For those who have read the book and/or seen the movie "The Dressmaker," there is a most magnificent display of costumes at Barwon Park Mansion, Winchelsea. The exhibition runs until 11th March and features the artful and luxurious costumes worn by Kate Winslet and the cast in the movie.

As mentioned at our meeting last month, we have donated 10 quilts to Blaze Aid. We as a group were approached asking for this number of quilts to go to the victims of the recent Christmas fires in Victoria. We are only too happy to support such a cause.

Our Biggest Morning Tea is on May 16th. All money raised from the day will be sent to the Cancer Council as a research project has been set up that is investigating "Improvement of ovarian cancer models to support the preclinical development of new therapies for ovarian cancer." It is headed up by Associate Professor Clare Scott from the Walter and Eliza Hall Institute in Melbourne. The total monies from all the Victorian Quilters guilds in Victoria will be directed to this project. I urge you to put it in your diaries and come along to AQA. Our theme for the day is..."Show me some Liberty." There will be raffle tickets to sell featuring a beautiful cup and saucer quilt made from Liberty fabrics. There is a challenge...bring/make something in Liberty, no bigger than an A3 size...pincushion, wall hanging.....etc. We will also have a guest speaker from Peter MacCallum who is involved in the relocation and new home ..the Victorian Comprehensive Cancer Centre.

Every morning you have 2 choices...continue to sleep with your dreams OR wake up and chase them.

Kaye Hardman

AQA BLOCK A MONTH GIFT QUILT PROGRAM

Each month we will supply a different block pattern that you can make and donate to the Gift Quilt Program. These will then be put together and donated to those more needy. Each month the number of blocks or quilts donated will be recorded and at the December Meeting a major prize will be drawn - one entry for each block handed in.

March Block—Whirling Geese

Finished Size: 9" x 9"

Cutting Instructions: Red Fabric—4 rectangles 3 1/2" x 6 1/2" (1A)

Black—1 square 3 1/2" x 3 1/2" (2B)

Black Print—8 squares 3 1/2" x 3 1/2" (2C)

Assembly Instructions

Step 1. Draw diagonal line on wrong side of black print 3 1/2" square. Referring to Diagram I, place marked square on red rectangle, right sides together, aligning raw edges. Stitch on drawn line; trim away and discard excess fabric. Open and press. Repeat on opposite corner to make pieced rectangle. Make 4.

Step 2. Referring to Diagram II, join pieced rectangle and black square using a partial seam. Sew from edge to middle of black square and backstitch.

Step 3. Add 2 more pieced rectangles (Diagram III).

Step 4. Join last pieced rectangle along long side. Sew from outside of block to partial seam created in Step 1 to create Whirling Geese Block (Diagram IV)





Diagram I

Diagram II

Diagram III

Diagram IV

GUEST SPEAKER FOR MARCH – Desley Maisano

Desley Maisano - Addicted To Quilts

Desley is a professional machine quilter and a passionate quilt maker. To her the quilting is the part of the quilt making process that she enjoys the most. She approaches each quilt she makes thinking first about how she will quilt it, often before the first fabric is selected and cut. Desley will bring along many of her quilts -- not just the Show Quilt, but also quilts borrowed from her family's beds. She will also share her thoughts and inspirations on the quilting process.



Shiny red Gala apples, glowing clingstone peaches, purple plums and soft brown figs are through our orchard shed weekly now. To follow will be Golden Delicious, green Granny Smiths and the different colours of Pink Lady, Jonathon and Red Delicious apples. The Autumn Giant plums are gaining the size that their name suggests. The ripening quinces are like bright stars showing their colour contrasting against the darkness of their leaves.

The farm received nearly three inches of rain recently and there is green grass in the paddocks which the sheep and lambs are enjoying.

So colour is everywhere on the orchard trees. One of the most amazing designs and creations though must be the flower of the passionfruit (my garden has a rampart Banana passionfruit). Please search for a flower and examine it. There are so many design aspects to it and colour. May be previously I have written on a similar vein about sunflowers. They are so different in design, colour and size. Examine every flower for their beauty and uniqueness. Some of our fabric designers, eg Leesa Chandler, work hard to recognise the unique qualities and colours of our Australian flowers and leaves and to have them printed in the correct colours. She will be having a week long exhibition at Cranbourne Botanical Gardens soon.

Delightful news. The National Gallery of Victoria has announced the dates from July to November for "How to make an Australian Quilt. The best news for AQA is that the "Elizabeth quilt" will be on show. Quite a number of AQA members availed themselves of Pam Hammers huge effort to gain approval for us to produce replicas and she provided templates and instructions. The original is now in the possession of the NGV.

AQIPP

Australian Quilts in Public Places (AQIPP)

REFLECTION

Whitehorse ArtSpace Box Hill, 16th November – 21st December 2017

Planning is already underway for the next AQIPP exhibition. This may seem a long way off but as we all know how fast time flies, it's never too early to start thinking about the theme and how it may be interpreted.

"Whether contemplating reflection in still water or reflecting on life, change, environment or the world around us, reflection helps to instil in us a sense of time and place."

As this exhibition is an initiative of AQA we encourage members to participate. There are already several members who have used AQIPP as their first "launch" for entering exhibitions. Quilts must be original, not previously exhibited and may be pictorial, geometric, abstract and machine or hand pieced and quilted.

AQIPP is a juried and judged exhibition generously sponsored by:-

Brother International, AQA, Victorian Textiles, Rhino Glass Beads, Kraftkolour, Aurifil Thread, Sewn and Quilted and GJ's Discount Fabrics.

For further information and to view photos of quilts from previous exhibitions check out the AQA website:

www.australianquiltersassociation.com

Heather Bingham, AQIPP 2017 Convenor

AQIPP Books for Sale

An A4 sized hard-cover book has been produced featuring all the quilts from the AQIPP 2015 "Light and Life" exhibition, held at Whitehorse Art Space, Box Hill in November and December. A small number of these books remain for purchase at the reduced rate of \$20. The books will be available at the hall at AQA meetings and Sit and Sew days while stocks last.

Heather Bingham



AQA ART QUILT GROUP

In February we met at Marina's house and had a very happy day dyeing fabric. Marina was an excellent hostess and showed us how to manipulate fabric and later dye it. We had many colours with which to dye our fabrics and then had to wait 24 hours to see the results. We hope to share these with you at our next meeting at the Sit and Sew session. Please bring along your 'swap' pieces so they can be exchanged as well.

On Monday 11 April we will meet at Jolene's home, 7 Gabriel Avenue, East Malvern to do a bit of sun dyeing and perhaps learn of other dyeing methods. It has been good to see a few new faces join us.

Anne Cocks



1 Our first quilt (1) was a tiny doll house quilt made by Olga Walters for her doll's house. What fun! It took two weeks to make and 2 layers of flannel made the filling and backing. The squares are approx. $\frac{3}{4}$ in. All hand worked. I want one too but the doll's house could be problematic...

Next we had "Home is where the Heart is" (2) which was made by Kate Potocnik for her Aunt Joan who is family of the heart and is turning 80 next month. Lovely gift Kate and she will surely enjoy it too.



2 "A Star Within A Star" (3) was also made by Kate Potocnik for a former student **9** from Western Australia. Kate started her teaching career in WA 25 years ago and Desley was one of her first Yr 9's. Over that time she has had 2 children and a 10 year battle with cancer. Desley flew to Melbourne last year to do Kate's hair for her wedding and to Kate she is truly a STAR. It's a lovely quilt in shades of blue and yellow and will make a fantastic 40th birthday gift. Nice job again Kate it was started and finished in January.

Hexagons always appeal and the next quilt (4) is no exception. Shown by Barbara Quinlan, "Grandma's Gardens" was lent to her by a friend to copy. Hand sewn and tie quilted, the arrangement is unusual but interesting. Hands up if you have made a hexagon quilt... After that massive show of hands I think we all know that **3** they are addictive.



The next four photos (5—8) show the backs and fronts of two I Spy quilts made by Shirley Lodington. The first is for her grandson and has 80 different fabrics on the front. The second is for her eldest daughter who has just started teaching at a Special Needs School in Qld and it will be perfect in her classroom. Now her son wants one too! Quilt as you go is the method used and they were made in the last few weeks.



Heather Bingham has completed what was a UFO (9) for a baby due in March. A very pretty pink, white and green quilt is a lovely gift for a little girl. Machine pieced and quilted by Heather. **11**

"Albert's Quilt" (10) was made by Julie Langford for a new baby in Norway who was born on New Year's Day. The black, white and blue fabrics came from her stash and the Birmingham Quilt Show. It was machine pieced and hand quilted in January 2016. Another lovely gift travelling overseas.

The next item (11) was found in a cupboard by Shirley Lodington. Originally a class sample from years ago it is now a beautifully quilted cushion. **12**

"Scottish Pines" (12) has maker unknown and was purchased in the USA.

5 Dated 1910 and hand quilted, tartan fabric has been used for the trunks. A fantastic birthday present for its new owner.

The next quilt (13) was "Puppies to Love" which has been hand stitched and appliquéd by Marg Coulthard. Buttonhole stitch has been used and this is another lovely gift quilt from Margaret. Quilted by Jan Mac



6 The flamingo fabric which Ellen Mason used for this baby quilt (14) is amazing. **13** This is a cot quilt for a grandchild's first birthday.

"Toile for Azmina" (15) is a magnificent grey toile which Jill Kennedy made into a quilt for a girlfriend who had purchased the fabric in New York. Wow. Machine pieced and quilted by Jill.



"Circus Pinwheels" (16) has been made by Jill Kennedy too and is for a baby due in April. This is such a simple block but the use of many, and bright, fabrics make it a stunning quilt. Machine pieced and quilted in December and January. Very effective and eye catching.



Our last quilt (17) was made by Hugo and Ella Packham with Robyn Packham **14** in 2015. The grandchildren drew the pictures with crayons which were then ironed between paper towels. They also selected the framing fabrics and the borders. Robyn completed the quilt after they went back home. Their favourite activity is ironing! It's nice to see little ones interested in quilting too. I wonder if they would like to earn some pocket money!

Thank you all **8** Once again for showing us your creations. It is always a treat to see what everyone is doing. It is always different and interesting. Keep them coming.

Alexa Collins



17




16




15




10




11



12



13





'Impact' Domestic Violence Support

Just a reminder to bring along to the March meeting the pouches/bags that you have been sewing for 'Impact'. This is a great cause to support as these women and children quite often flee with very little.

www.noodle-head.com/2012/06/open-wide-zippered-pouch-diy-tutorial.html

Kathy from 'Impact' will be picking the toiletries and pouches up at the April general meeting and they will be distributed to the women for Mothers Day.

Faye Burville



Deborah Wirsu, our very own member, was February's speaker; a thoroughly talented quilt artist, thread sketching/painting aficionado and professional musician. A lady who by her own admission arrives belatedly at many of her endeavours but succeeds in her pursuits. She began her musical relationship with the viola at the grand old age of 16, however, this did not hinder her subsequent move to the status of a professional musician with the opera and ballet orchestra Melbourne and a teacher of the viola. Deborah describes her career as neither exotic nor bohemian; her mother did not view these endeavours as *real* jobs.

Fourteen years of teaching children the viola left Deborah "burnt out" and in search of a refresher, pick me up or new direction – six years later she 'discovered' textiles. She was by no means totally unfamiliar with textiles or an inexperienced stitcher. Deborah didn't learn at her Grandmother's knee; her mentor was her professional dressmaker aunt. A lady who was particular about quality and her ethos and teachings are now very apparent in Deborah's work. As a child she stitched 'anything and everything', but never really found her own particular perfect 'fit'.

As a late comer to textile art she has well and truly recovered any perceived lost ground and interestingly Deborah sees a firm link between music and art in that both require visual thinking in the planning, execution and delivery in order to portray emotions and atmosphere.

She began her foray into textiles with free standing dolls, bags and tiny 6 x 9 cm treasures. During this period she was feeling her way and searching for *her* comfort zone. As is often the case that comfort zone arrived with a bang. Two workshops with Julie Haddrick at Adelaide's Patchwork by the Sea captivated her; she was hooked and has never looked back...she has found that niche and has shaped it into her very own. She has also completed an online City and Guilds Course.

Throughout her presentation Deborah had been quite self-deprecating of her abilities and skills but as soon as the *real* show and tell of her work began we, the audience, knew we were looking at something special; were totally captivated and in awe of her beautiful creations. A better description would be *gobsmacked*; her work is absolutely stunning! Just some of her works were:

1. Norfolk Island Pine - her first zig zag stitching and a bit like Harry Potter it has been hidden in the cupboard for a while.
2. Banksia Hideaway – beautiful blue wrens in a banksia [a judge commented that it's "good to know when to stop"]. The stitching is amazing.
3. Sea Star – an almost 3D creation on a background of solvy and organza
4. Sunset – about 4 x 8 in yellows, blue and black
5. Cockie – a commission which was digitally printed on silk and then given the Deborah treatment.
6. An evening bag of layered cotton/organza, thread sketched with white leaves on a fabric collage background.
7. An example [a poppy] of Deborah's stained glass window style. Unlike the black bias technique with which we are familiar, this beautiful creation featured black outlines of various widths which seemed to peek out from within the rich coloured flower which had in turn been stitched to within an inch of its life. Deborah describes this as free-style stained glass.
8. Blue hands playing a piano. This was created using a photo which she then photo shopped and free stitched.
9. A collage background of gentle and muted 'summery' shades which was then oversewn or thread sketched with delicate hay stalks.

My pedestrian descriptions do no justice whatsoever to Deborah's work.

Deborah has a broad repertoire of techniques from which to draw and incorporate in her work. She says that she likes to work quickly and spontaneously, but on close inspection it is obvious that there is a great deal of thought and care in every single stitch. Free stitching does not mean 'careless' or without purpose...these works are well planned and executed. Some of her preferred 'tools' are Hing Ping brand rayon thread, soluble fabric, stabilizers, dressmakers interfacing; she is currently trialling dressmakers woven interfacing.

During 2015 Deborah ran her own online thread sketching site/blog. She endeavoured to produce one video of a thread sketched piece for each week of the year; an amazing commitment and achievement of 52 pieces of art. Her 2016 target is one piece every fortnight. Apart from these endeavours her work has featured in publications including Quilting Arts [an American publication] and Quilters Companion - Waratah Dancing featured her freestyle stained glass technique. To close Deborah spoke about her 2015 AQIPP entry. She began with a painting and a dyed fabric background which she overlaid with rotary cut slivers of fabric. She free cut the dead tree using wobbly pieces/shapes. The background was zig-zagged and thread sketched; the whole used 1000's of metres of thread in various colours and shades. Thank you so very much to Deborah for her inspiring and thought provoking presentation.

In closing, "do yourself a favour"; if you have access to the internet check out Deborah's website – www.deborahwirsu.com You won't be disappointed; I am sure you will be just as awestruck as I was viewing her beautiful work and concepts.

Nanette Griffiths

General Account**Income**

Interest	\$	0.33
TOTAL	\$	0.33

Expenditures

Newsletter		
Postage	\$	125.57
Gifts	\$	72.88
Rent	\$	1,107.00
AQIPP Catering	\$	400.00
Catering	\$	114.97
Merchant fee	\$	12.00
TOTAL	\$	1,832.42

General Account \$ 9,668.99

Special Account \$ 5,851.73

Term Deposit \$ 32,757.88

TOTAL \$ 48,278.60

Australasian Quilt Convention

Thursday April 14th – Sunday 17th 10am - 4pm.

Can you help with White Glove
Come along and see the Best of Australian Quilts
Plus many other Quilt displays, and Quilt Challenges,
Tutors' Quilts, Catch up with your friends and make new friends.
Shop till you drop.

Your will gain free entry, for your 2 hour volunteering to help.

Contact:- Chris Serong, Victorian Quilters Inc.

Email : cserong9@tpg.com.au

Australian Contributions from the Scottish Diaspora Embroideries

FROM THE EDITOR

I have just got back from Albury, where I saw the Scottish Embroideries (see page 11); I was most impressed by them, but the day was not entirely enjoyable, as it was scorching hot with a north wind blowing. Luckily no fires seem to have broken out—I hope we'll be as lucky for the rest of the week, which is predicted to be hot and sunny with almost no rain (presumably to make up for the weeks of mild weather we've been having).

I have finally disentangled my sewing and have started quilting a quilt which was supposed to be a Christmas Present—all the fuss of moving got in the way. I still have another top to quilt, not to mention a lot of items to find a home for. We haven't hung the pictures we brought from Melbourne, or put away the ornaments etc. Oh well, I suppose it will be done some time, and meanwhile we are settling in. I have taken to swimming every weekday morning which is very enjoyable, and really the only sort of exercise I feel like in the hot weather.

The veggies are going great guns; we are swamped with tomatoes, zucchinis and capsicums (ate all the corn). Jacqy

(continued from page 3)

AQIPP/Art Quilts: Ann said: Had a good AQIPP exhibition last year at Box Hill Town Hall - which was a great venue. The 2015 AQIPP book is now priced at \$20 – and there are only 16 left. 2017 AQIPP committee is being formed with the title of the exhibition being 'Reflections'. Heather: Thanks to convenor Janet Kidson who lead the team for the AQIPP exhibition in 2015. Please 'Reflect' on the theme for 2017, and have a go. Heather is now AQIPP convenor and was presented with her badge. Next Art Group meeting is at Marinas next Monday, and we are doing **LOL/Retreat**: Cindy's report: 13th – 15th May 2016 at Queenscliff – more details will be in next month's newsletter, and will follow the format from previous years. LOL quilt is now in one piece, and was shown to all members present. It is now ready for quilting. Any orphan blocks will be used for a wall hanging.....so if you have any, please pass them on to Cindy. The LOL Quilt will be raffled for the Biggest Morning Tea in May. Proceeds for the raffle will go to the cause. The theme for the Biggest Morning Tea will be 'A Touch of Liberty' – this could be a liberty shirt, liberty pin cushion. Maybe make something out of your liberty stash – but it can be no bigger than A3 size for the Challenge – look in your cupboards etc. and bring your liberty quilts for displaying. There is a good Liberty shop at Millrose Cottage (Ballan) and worth the drive.

AOB: Please be aware of people – especially new people, and ensure people are comfortable – especially when it comes to seating.... Could all members please be 'Angels'?

Change of format: at the end of the General Meeting, we will now do Show 'n Tell of the Gift quilts. Then after the Guest speaker, we will have the Members Show 'n Tell.

Meeting closed: 11.25am

30th Jan—30th March 2nd Tamworth Triennial 2014**Wangaratta Art Gallery**

Leading textile Artists from across Australia are featured in this exhibition with the theme of Collaboration and Interdisciplinary Practice. See the following links:

[2nd tamworth textile triennial](#)

[wangaratta art gallery](#)

1st—2nd April**Quilt Exhibition**

St John's Quilters Cranbourne
27 Childers St, Cranbourne

The Gallipoli Anzac Triptych Quilt will be on display, along with the travelling Suitcase Exhibition from VicQuilters 'Remembrance 1915-2015' Challenge.

Our raffle is a quilt top from Julie Wallace's Collection, that has been completed and quilted by Sue Foster, Lang Lang.

All proceeds go to the Blairlogie Project Living and Learning.

Info: Dianne Mitchell 03 5995 9763

**PLEASE NOTE:**

The information for What's on Where is collected from other quilters' sources and requests from organisations to advertise upcoming events.

Although this newsletter's objective is to be accurate, you should verify details of events for yourself.

If you send your organisation's information to the PO box, there may be a delay in the editor's receiving it. If you are in a hurry, contact me directly, by phone or e-mail. Jacqy

ADVERTISING IN THE QUILTERS PATCH

If you wish to advertise in this newsletter, the following rates apply per issue.

	1 Month	6 Months
1/8 page	\$10	\$40
Quarter page	\$15	\$60
Half page	\$25	\$120
Full Page	\$40	\$200

Members are entitled to one free quarter page ad per calendar year (space permitting), after which the above rates apply. AQA is a Not-for-profit organisation and does not collect or pay GST. Acceptance of advertising content is at the discretion of the editor. Concession rates will apply for bookings over 3 or more consecutive months. Bookings essential. Contact the Editor on 9857 7531.

Payment required prior to newsletter deadline listed each month on page 2. Cheques to be made payable to AQA, please

Quilt fit for a Queen

To mark Her Majesty the Queen's 90th birthday in 2016, Bernina are inviting you to contribute to a special "Quilt Fit For A Queen". This project will create a unique gift to mark this special occasion while raising funds for Friends of the Elderly, one of the charities of which the Queen is patron.

For a charitable donation of £15 or above, they will send you a fabric square (and a spare one to practise on) which you can sew, embroider or decorate with your own birthday design. Your square will contribute to a virtual online quilt, which will include your name. In addition, 60 squares will be selected by an invited panel of judges, including world-renowned quilter Philippa Naylor, to create the quilt that will be given to Her Majesty.

Follow this link for more information.

<<http://www.bernina.com/en-GB/quiltforaqueen>>

Call for entries - Petite – miniature textiles

for exhibition June 4 to July 17, 2016, Wangaratta Art Gallery.

Artists are invited to submit artworks for selection

by **March 18, 2016.**

These petite works must measure no more than 30 x 30 x 30 cm and must have been completed in the last 2 years.

Online entry forms can be found [here](#).

The Wangaratta Art Gallery continues to support and collect textile art works, check out their new website

wangarattaartgallery.com.au

OUR WEB SITE

New Members, and those with new computers, can access the Members' Own section of

www.australianquiltersassociation.com

by emailing Susan King, on auquas@hotmail.com,

to receive a password allowing you access to Members Own information.

MEMBERSHIP FEES

The fees for 2014/15 will be:

Individual Member (Melbourne)	\$35 per year
Country (Interstate/STD)	\$30 per year
Junior	\$15 per year

Any Member who wants to hold a sale of craft, produce or anything else may set up a table before the meeting (between 10 am and 11.15 am); 10% of the proceeds goes to AQA funds and should be paid to the Treasurer. Bring your own table.

MEMBERSHIP FEES DUE 30th APRIL 2016

AQA Membership renewals for 2016-2017 will be due by the end of April 2016

Fees for 2016-2017 are:

Individual Member (Melbourne Metro Area)	\$35 per year as per map
Country (area phones with 5... prefix) and Interstate	\$30 per year
Groups (Country)	\$50 per year
Junior	\$15 per year

You may pay by cash, cheque or direct bank deposit. Credit card facilities are no longer available. Your subscription may be paid with direct bank deposit. The details are on the subscription form that you will receive. *Please read carefully* and reference as requested to ensure your payment is credited to you.

Members who receive a printed copy of the newsletter will have had the form inserted in the March issue. Email recipients will receive a hard copy of the form at the meeting or if unable to attend via the post.

Irrespective of payment method it is essential that your 2016 green form is completed clearly and handed in or forwarded to the Membership Secretary at the address shown on the form. Prompt payment would be very much appreciated.

For members who have paid in advance you will have received a form with the payment section crossed out but it would be appreciated if you could please complete the form for this year and return it to keep our records complete.

Privacy: In line with current privacy statements only committee members have access to information provided by members and no information will be divulged without prior permission from the person involved.

Ros Devine, Membership Secretary



EXHIBITION REVIEW

The Scottish Diaspora Embroideries

These have been on display in the Albury Library Gallery during most of February. The project was initiated by the Prestoun Grange Arts Festival Team to celebrate the 2014 Homecoming—an event which is held every five years to welcome home Scottish emigrants who are visiting. Appeals were sent out to Historical Societies, Embroidery Groups etc in all countries where Scots had migrated. These groups were asked to design what they wanted to convey, the designs were vetted and redrawn in the same style (to ensure the integrity of the exhibition—all were designed on the basis of a circle and the points of the compass, and with similar representations of the men and women included) and the groups were supplied with a square of linen with the design on, and all threads (mostly wool). They were then left to develop the designs according to their own taste. Over 1000 stitchers from 34 countries took part. Some countries, such as Australia and Canada, had sent a large number of entries; others such as Pakistan, only one or two.

It was fascinating to see how the embroiderers had used different stitches and techniques to render texture (tweed, fur, hair, the curled poll of a Hereford bull, gold thread knots for gold dust in the pan) and colour (including tartans).

Jacqy

For some photos see page 9.

Enter the 2016 WORLD QUILT COMPETITION XX

- The World Quilt Competition will feature over 300 quilts from around the world with over \$10,000 US in cash and prizes.
- Accepted entries will premiere at World Quilt New England.
- Quilts will tour Mancuso Show Management quilt festivals throughout the United States.
- For information on entering, please see the online entry form at worldquiltaustralian.com or send an email or a self-addressed stamped envelope to:

Brenda Gael Smith
PO Box 4033 • Copacabana NSW 2251
• AUSTRALIA
E-mail: info@worldquiltaustralian.com

Please note closing date for entries is May 16, 2016.

www.worldquilt.com



If undeliverable return to:
THE QUILTERS PATCH
PO Box 224, Surrey Hills 3127

ISSN 08124175

PRINT
POST
PP 100000882

POSTAGE
PAID
AUSTRALIA

Happy birthday in March



Margaret	Andrew
Michelle	Bardwell
Carlynnne	Bradbury
Corrie	Calegari
Glenys	Clifford
Helen	Cole
Lyn	Cooper
Marilyn	Dawe
Nanette	Griffiths
Katharine	Irving
Tracey	Leonard

Shirley	Lodington
Jennifer	Moore
Julie	Oates
Jean	Price
Lyn	Roos
Corliss	Searcey
Lesley	Soderstrom
Jenny	Treloar
Judy	Westaway
Jeanette	Widdows
Margaret	Willison