



THE AUSTRALIAN
QUILTERS
ASSOCIATION INC

THE QUILTERS PATCH

Reg. No. A001272M

Founded November 1979

PO Box 224 Surrey Hills 3127

www.australianquiltersassociation.com

Newsletter 394

February 2016



Mel Hunt performing "A Quilter's Twelve Days of Christmas"
for our December meeting.
Lyrics on page five.

NEXT MEETING 1ST FEBRUARY

The speaker will be Deborah Wirsu . See page 3 for a brief introduction.

Sit and sew meeting is Monday 15th February

The night meetings will be Wednesday 3rd and 17th February.



OFFICE BEARERS

PRESIDENT

Kaye Hardman 9859 0170
kaye.hardman@gmail.com

VICE PRESIDENT

Alexa Collins 0406150102

SECRETARY

Minutes: Ros Devine/Alexa Collins
Correspondence: Colette Findlay

TREASURER

Kate Potocnik 0409 933173

COMMITTEE

Chris Serong
Shirley Lodington
Mary Hitchens
Suzanne Simpson

Tracey Leonard
Elaine Maslen

MEMBERSHIP

Ros Devine 0407856772
Alexa Collins 0406150102

LIBRARY

Tracey Leonard

GIFT QUILTS

Ellen Mason, Jan MacFadyen,
Tracey Leonard

BLOCK OF THE MONTH

Faye Eaton

EXHIBITION CONVENER

Mary Hitchens

SYMPOSIUM CONVENER

Shirley Lodington 9890 2603
Chris Serong

SKILLSHARE

Faye Burville

ART QUILT GROUP

Anne Cocks

AQIPP

Heather Bingham

GUEST SPEAKERS

Judy Ballantyne 56746881

RAFFLES/DOOR PRIZES

HOSTESS

Elaine Maslen

NEWSLETTER MAILOUT

Kaye Hardman, Sue Botta,
Robyn Packham

RETREAT

Cindy Steer

SHOW AND TELL

Suzanne Simpson

WEBSITE

Susan King kingsuec@hotmail.com

EDITOR

Jacqy Wong 0407 668 104
Email: hoobien1@gmail.com
Post to: PO Box 443 Mt Beauty 3699

MEETINGS

Monthly meetings are held on the **FIRST MONDAY** of each month (unless otherwise advertised) at: Surrey Hills Uniting Church Hall, Corner Canterbury Rd. & Valonia Ave, Surrey Hills (Melway 46 J11)

The hall will be open from 10.00 am for members to work on their own projects until the meeting which commences at 11.00 am. Bring your own lunch (unless a shared lunch is advertised, in which case bring a contribution); tea and coffee facilities are provided. A \$5.00 donation helps us to cover meeting expenses. For insurance purposes, we request all members and visitors sign the attendance book when entering the hall. The library does not open until 10.15 am.

A Sit and Sew Day (no meeting or library opening but details otherwise as above; \$4 fee) will be held on the **THIRD MONDAY** of the month. This day may also be used for workshops, morning teas etc.

Night meetings are held on the **FIRST** and **THIRD WEDNESDAYS** of the month, 7.30 - 9.30. Library open 8—9 pm. \$4 fee.

Parking: Note that the front undercover parking is reserved for unloading and for those members with disabled parking stickers/or who need easy access to the hall.

Due to the talking in the hall at meetings the six seats closest to the microphone (at the front) will be held for the hearing impaired.

NEWSLETTER DEADLINE

Material for inclusion in the March 2016 edition of *The Quilters Patch* must reach the Editor by **23rd February**.

Material submitted for inclusion in *The Quilters Patch* should not infringe copyright of any kind. If you are not the original author or artist, please include source information for written material or pictures so that every attempt can be made to seek permission for its legal use.

If you wish to use/reproduce any part of this publication, please contact the Editor.

OUR NEW MEMBERS

**WELCOME TO A NEW MEMBER
who has recently joined us.**

Jackie Fritzlaff

**You are most welcome
and we wish you many years
of happy quilting
and lots of good times at AQA.**



Please note: If you can't do your rostered job, please find someone else to take over or notify a member of the committee.

Raffles: Dymnphe Anderson

Meet and Greet: Anne Cocks

Kitchen: Yvonne Maher, Dianne Lawrey, Marina Holland

Library: Sharon Rischmueller

MEETING POINTS DECEMBER 2015

Meeting opened with Mel Hunt on guitar singing a Quilters' 12 Days of Christmas

Present: Members 103, Apologies 16, Guests 2

Kaye H. thanked members for their morning tea and for the Christmas table decorations & clothing.

The committee members elected at the November AGM were introduced to the meeting.

Correspondence: Kaye Hardman read a letter re AGM / Constitution and responded.

Letters read from Maxine Quinlan: Thanks and excitement re award at AQIPP and Jan Preston re 20 year badge.

Vic Quilters letter re nomination of a student to attend a special youth class at AQC 2016.

Odyssey House Invitation to the Graduation Ceremony and Christmas Festivity.

Hall hire to increase from \$25 to \$27.50 per hour.

Membership: Sheila Jolly received her 20 year badge.

Gift Quilts: A display in foyer – beautiful colour and quality. Katie CEO of Foster Carers' Association spoke and received 91 gift quilts. The Gift Quilt organising team: Ellen Mason, Tracey Leonard, Faye Eaton and Jan MacFadyen were all thanked. Tracey thanked all those who piece, put blocks together, quilt and those who bind and label the gift quilts. 220 quilts have been completed since July this year. Faye Eaton said that even more quilts had been received today.

Quilt Exhibition: Shirley said that the committee has met. Theme will be "Sew It's Spring". The Raffle Quilt is underway – Liz Willing co-ordinating. Challenge will be a Christmas table runner – collect fabrics now, further details next year. A Quilt bag making day will be held on a Sit n' Sew Day.

Retreat: May 13 – 15 2016 at Whitehall, Queenscliff and bookings will open Feb / March.

Ladies of Liberty: a few blocks are still outstanding, please return as quilt will be assembled January for quilting February, display at March meeting.

AQIPP: There was an article and photo in the Whitehorse Leader newspaper. Quilts are on show until December 22nd at Box Hill Town Hall. Opening night – Kaye as MC, Julie Langford supplied beautiful flowers for speakers. Exhibition books are available for \$30. Sponsor Brother machine flyers for Christmas special available in foyer. Janet is stepping down as convenor, Heather Bingham will take over role.

Art Quilts: The group met last month and "played" with paper. February meeting during 3rd Monday Sit n' Sew will be based on an artist.

General Business: Shirley Pitman is unable to attend and wishes everyone for Christmas and enjoys the newsletter.

Odyssey House ceremony will be on Wednesday night, Valda has donated cushion covers for the children.

Jeanette Widdows visited Kaye Cossar Stokes in Auckland and presented her with her 20 year badge.

Meeting Closed 11.45am.

Ros Devine

Please Note

All correspondence to AQA must be addressed to the Secretary at the address printed on the cover of the Newsletter. Correspondence should not be directed to any particular member of the committee, and definitely should not be directed to a committee member's private address. All correspondence addressed to the Secretary is discussed at a committee meeting and all decisions taken relating to the correspondence received and the management of the Association are taken as a result of a majority decision by the committee in accordance with the Constitution.

GUEST SPEAKER FOR FEBRUARY — DEBORAH WIRSU

'Confessions of a Thread Sketching Addict'

After exploring many different styles of art, craft and sewing, and a career as a professional musician, Deborah's *raison d'être* now lies in thread sketching, textile arts and education. Deborah will take you on her journey down the thread sketching and art quilting 'path', sharing some of her techniques and ideas, including how she draws inspiration and designs from her photography and travels, and applies them with fabric and stitch. She will also share her passion for education and her approach for taking textile arts education to the world by connecting with quilters and artists online. (For a view of one of Deborah's award-winning quilts, see page 9.)

Welcome to the New Year to all our members. I hope everyone is well and you have had a chance to relax and unwind after the Christmas and New Year celebrations. I posed a question in my last piece in December....Where has the year gone to? No one has been able to give me the answer although some have said they would let me know once they find out! Perhaps this year will slow down a little, though I don't think this will happen!

Those days of 41° followed by 19° certainly was the Melbourne known for its changing weather. Perhaps it gave you a chance to do some sewing whilst holed up in the cool of fans and air conditioners. I have received emails from many of the patchwork stores with very exciting sales and classes for the start of the year. Perhaps some of our members have been tempted.

I was sent a link to Leesa Siegele's interview on American television. Her representation of the Rajah Quilt is creating a lot of interest and I know of a few members starting their own. I look forward to seeing the completed quilts. *Making the Australian Quilt: 1800 – 1950* at the NGV 22 July – 6 Nov, is the first major exhibition of its kind to explore the rich and largely unseen works that constitute Australia's quilt heritage. Key works such as the Rajah Quilt will be on display. Make a note in your diaries and we will let you know of more when it comes to hand.

Finally, this Chinese lunar year is the *Year of the Monkey* ...people born in this year are witty, intelligent and have a magnetic personality! Is this you?

Kaye

AQA BLOCK A MONTH GIFT QUILT PROGRAM

Each month we will supply a different block pattern that you can make and donate to the Gift Quilt Program. These will then be put together and donated to those more needy. Each month the number of blocks or quilts donated will be recorded and at the December Meeting a major prize will be drawn - one entry for each block handed in.

February Block—Masculine Irish Chain


Cut from Green or Brown Material—five 3 1/2" squares

from Blue material—four 3 1/2" squares

one 9 1/2" square

Make a nine patch block with the nine small squares.

Hand in both squares together; they can be made up as illustrated.



AQA ART QUILT GROUP

Our first meeting for the year will be held at 10am on Monday, February 8, 2016 at the home of Marina Holland, 43 Holland Road, Blackburn South Tel. 88388546. We shall be doing a DYEING WORKSHOP involving Shibori, Resist Dyeing, etc. Please bring along white or pale coloured cotton or silk material. A warm welcome to those interested. Anne Cocks

LADIES OF LIBERTY

Cup and Saucer blocks

There are still a few of these outstanding – please hand them in at the February meeting. Although the main quilt will be done by then, these will go toward making up a little quilt or tablerunner.

Cindy Steer

FROM THE EDITOR

Happy New Year everyone; and Happy Chinese New Year for 8th February. I was so busy at the end of last year, what with moving, and organising Christmas from a distance, that I didn't get round to send all my Christmas Cards. For the ones for whom I had an e-mail address, I sent an email card; for the others, I think I might send Chinese New Year Cards instead. Do you think I can get away with this?

I haven't had much time to do quilting, either. I have a quilt all sandwiched up ready to quilt; it was supposed to be a Christmas present for my daughter, but it is still hanging round. We still have things waiting to be housed (or found) after the move; one of them is my free-motion foot, so I'll have to get busy and tidy up (or search). We have had visitors for the holidays, this week and last, so sewing has not been a priority, unfortunately. However, once the school holidays are over, I should be able to get down to it.

The committee seem to have a great programme for us this year as usual. I won't be able to go to all the events, but I certainly hope to be able to come down for the monthly meetings, and for the exhibition, the retreat and so on. And there are events up in my neck of the woods, too, which I hope to attend, and report on, such as the Scottish Tapestry and the Wangaratta festival.

Good Quilting all! Jacqy



There are so many new designs on fabrics, each one challenges our creativity or does it make you see the opportunity to follow the minimalistic road? Surfacing again are the comments about their stash at home. Should they clear it all out and start afresh. Patterns and ideas change and the pattern you wanted to make with that particular fabric is old hat now, what to do? Several members are downsizing to smaller living areas and that gives them a conscience-free reason to part with their older patterned fabrics. Personally I find it hard to part with any pieces. I make excuses to myself that it might be just the piece I need for an appliqué pattern or it will be useful one day and as sure as I give it away, next week or another project will need that very piece!

“There is no doubt that creativity is the most important human resource of all. Without creativity, there would be no progress and we would be forever repeating the same patterns” I like this quote and this following one, “Good design is a great combination of common sense, unusual imagination, clarity of purpose, aesthetic insight and a deep reverence for the love of life” Enjoy the challenges and creativity that 2016 will bring.

The Twelve Days Of Quilting


On theth day of Christmas, my tutor said to me:

1. You can always do it your way.
2. Read instructions carefully.
3. Measure twice, cut once.
4. Blend your colours well.
5. Use your rotary cutter.
6. The machine is very speedy.
7. No need to follow a pattern.
8. Colour contrast makes it 'pop'.
9. Scissors are easy to use.
10. Create your own design.
11. Hand-quilting is a treat.
12. Quilts are loved for years

By Mel Hunt—see front page for a photo



The Gift Quilts Team
and Gift Quilts
on Show in foyer



Yarn Bomb Attack

Here are some photos of our yarn bombing adventure based on David Walliam's book - Gangsta Granny. This took about 2 hours (9pm to 11pm) to install. Christopher and I were ably assisted by Helen Buultjens. Terrorising the grand child is a buzz. His life of crime has started early.

Yvonne



For Sale!

Long Arm Quilting Machine HandiQuilterAvante HQ18 machine, plus frame

Less than 4 years old and in excellent,
full working condition.

Stitch regulated.

Micro handles and ruler base included

Being sold as we are upgrading to a
fully computerized machine

Further details can be found on our website:
www.sewnandquilted.com.au, or contact
Carol at Sewn and Quilted on 03 9877 1664



Best wishes to all AQA members for a safe, happy and healthy year in 2016 with lots of wonderful stitching. These are the quilts from our December meeting.

1 (1) PREZZY - Mary Vassos. Mary made this one "quilt-as-you-go" for the gift quilts, and it is just right for the gift giving season. The blocks look like beautifully wrapped presents; Christmas, Easter and Birthday fabrics make the wrapping with contrasting fabric as the most elegant bows. A little girl would love this quilt.

(2a, b, c) These three quilts are part of the blue and white P's and Q's challenge for the 2015 Exhibition.

(2a) WHEN YOU SEE THIS, REMEMBER ME - Liz Willing Pentagons arranged around a central medallion featuring an exquisite doily also in blue and white. It is lovely to see these family embroideries used in a quilt. Paper pieced and appliquéd. Made between July and December 2015.

(2b) TILES IN DELFT - Maureen Mackie. Maureen has used white to separate fabric shapes. It accents the medley of blue fabrics very well. Needle turn appliqué with hand quilting. Made between August and November 2015

(2c) GONE WITH THE WIND - Judy Robinson- Whitty. The title says it all. Machine appliquéd and machine quilted. Made between July and November 2015. Maureen's and Judy's quilts were voted first and second prize in the challenge. Congratulations to both of you.

(3) PLAYING INSIDE THE HEXAGONS - Jill Galvin Jill started this quilt ages ago and recently returned to complete these stunning hexagons. It has such a variety of Liberty fabrics and always something different to catch the eye, with both the colour and shapes in the piecing. Green prints with a touch of yellow are used to great effect. This must have been an interesting quilt to make; choosing the fabrics for each hexagon and then the fun part of arranging them in a pleasing pattern. Professionally quilted by "The Quilting Bug".

(4) FINISHED - Jan Mac. A donated quilt has been divided to make two quilts. Machine pieced and quilted. Made between June and November 2015.

(5) LITTLE GIRLS - Marg Coulthard. Made by Marg and quilted by Jan Mac for the gift quilts. Hand appliquéd and machine quilted. Made between June and November 2015.

(6) RIBBONS OF LOVE - Susan King. Susan made this quilt for her precious 6th grandson, Liam, born 28/10/2015. (They are all precious, of course, as all grandmothers will attest!) Strips of fabric are sewn to create a woven and very stylish, modern effect. Machine pieced and hand quilted to include his name in the quilting. Made between October and December 2015.




(7) MEMORIES OF SUMMER - Jan Dods. This quilt uses strips of Kaffe Fasset scraps. It is a gift for a son and daughter-in-law to remember being together at the beach over many summers. Those scraps are never wasted, are they? Machine pieced and professionally quilted by "Sewn And Quilted". Made between October and December 2015.

(8) HELEN'S HEXAGONS - Roslyn Robinson. This quilt pattern by Julie Wallace was given to Ros by her friend, Helen. It was to help Ros as she went through breast cancer treatment. The quilt is made using Japanese fabrics and hand pieced and hand quilted. Completed October 2015. Most of us would agree that our quilts are not merely chores to finish, but affairs of the heart which inspire us, and give us hope, and help us in particularly difficult circumstances. We all need our quilting more than we realize; as a creative project can distract our minds from worry, lower stress levels, and nourish the soul. Quilting can help us heal as we build with love something wonderful for ourselves and our families and friends.

(9) BYE BYE BLACKBIRD - Anne Cocks. This very modern quilt in contemporary fabrics is made from a pattern in Quiltmania. (The magazine we all like to sigh over) It would not be a quilt by Anne without a touch of orange. Anything with birds in it always catches the eye, and in black they are silhouetted against the lighter lime green, greys and creams. Machine pieced and professionally quilted by Pam Hammer at "Threadshed Quilting".

(10) ADVENT CALENDAR - Robyn Packham. Robyn has used a Christmas panel and has modified the pockets so she can actually put small gifts in them. A panel can be a great time saver. The little adjustments that are made can put one's own stamp on the project. Machine pieced and machine quilted in November 2015.

(11) SUMMER SKY - Helen Gammon. This beautiful subdued blue quilt definitely received the aaaahhhhhh of approval at S & T. It is made from a Moda Jelly Roll, and the pattern from a book of Jelly Roll quilts. Helen made this for a friend who loves to spend summer at the beach. Machine pieced and professionally quilted by Alison Bacon. Made between January and December 2015.



You know you're a Quilter when.....

In January you've already started the quilt projects for next Christmas.



12 (12) SNOW GUMS IN WINTER - Janet Kidson. This quilt is one of a series of six representing "Ice". Janet has spray bleached black cotton fabric using gum leaves to create a silhouette. The resulting patterns are then over stitched with metallic thread and glitter is added. It certainly sparkles just like the sun on ice. This piece has been to exhibitions in Geelong and Adelaide. It is always such a treat to see the continuing instalments of Janet's wonderful art quilts. Our Art Quilt members are doing a great job of producing prizewinning quilts. The techniques used are many and varied. Their members are very willing to share skills and techniques. Keep your eyes on the newsletter for notifications.



13 (13) BUSH CHRISTMAS - Judy Robinson-Whitty. Judy has used Lisa Chandler fabric to make a table runner as a family gift. These fabrics always look spectacular. Machine pieced and quilted.



(14a) BRUNHILDA'S BRA - Judy Robinson-Whitty. These blocks were commenced in a Wedge Ruler class with Chris Serong. The name of the quilt seems quite obscure. Are we being transported to Operatic Delights? No! One look at the table runner at S & T and we immediately laughed and understood the context. Judy, we love your sense of humour. (Chris, we will never be able to look at this block in quite the same way again. Sorry.) Machine pieced and quilted between July and November 2015.



(14b) CHRISTMAS STAR - Judy Robinson-Whitty. This table runner was made at a Mary Hitchen's workshop. The resulting orphan blocks are finally put into a gift for a friend. Hand pieced and machine quilted between September and November 2015.



(15) TEDDY BEARS - Marg Coulthard. This quilt top was done in buttonhole stitched applique by Marg and machine quilted by Jan Mac for the gift quilts. Lots of Teddy love for a little child in this quilt. Made between August and December.



(16) KRIS KRINGLE - Jill Galvin. A quilt in Japanese fabric squares and sashing, and striped posts to add contrast looks very elegant. The Japanese fabric designs always look stunning whatever blocks are used. This looks great and is a striking gift for Jill's son-in-law.

When we see Japanese fabrics there is something about them that draws us to look at them more closely. The Japanese people have an artistic sensibility and expression as a way of life. Beauty is seen in the simplest things, and appreciated. We could do well to look more carefully around us to appreciate what we see in everyday life. We need to slow down the hectic pace of life and be mindful of what we see and what we are doing.

(17) GRANNY SQUARES QUILT - Pam Gladstones. Pam has used a Jelly Roll in batiks mainly in tones of purple and green squares to make a very dramatic quilt. It is hand pieced and quilted. Made between March and December 2015.

17 (18) HEXIE LEXI - Mary Vassos. This quilt is paper pieced 2inch hexagons arranged in a honeycomb pattern. The white background accentuates the bright colours and the centres are all pale yellow. The small shapes between the blocks is a small-print black and white fabric which is also used for the borders. It is

refreshing to see this traditional quilt made in bright colours. Mary fortuitously found a Double Wedding Ring cheater fabric for the back for \$5 at the op shop. Professionally quilted by Pam Hammer at "Threadshed Quilting". Made between August and November 2015.

(19) JAMES' SANTA SACK - Prue Townley. For Prue this is now a family tradition. This is the fourth Santa Sack she has made. James is Prue's great nephew and it is for his first Christmas. This is such a special gift from Great Auntie Prue. Made between October and November 2015.

(20a) DARK PINWHEELS - Prue Townley; (20b) HEXAGONS AND STARS - Prue Townley

These two quilts were made at Prue's first Symposium in 2006. In a Lessa Siegle class two contrasting fabric strips were joined, then 60 degree triangles were cut, and their placement determined the outcome. The first quilt made pinwheels and the second quilt revealed hexagons and stars. Lessa is a great teacher. AQA members have gained great skills and ideas from her classes. This UFO from 2006 came back to life this year and the two quilts were completed between September and November 2015. Both machine pieced and professionally quilted by Pam Hammer at "Threadshed Quilting".

(21) - JESS' BABY QUILT - Prue Townley. Prue has designed a quilt with love for a new baby due in February to her second cousin. A Judy Newman pattern "Saville Row" has been used and the fabric choices and colours were determined by the perfect border fabric. Made between September and November 2015. Professionally quilted by Pam Hammer at "Threadshed Quilting". (continued Page 8)



18




19




20a



20b



21





As a pre Christmas speaker we couldn't have done better than Sarah Gully, and her daughter Lila, sharing their delightful toys with us and perhaps inspiring some to try their hand at making a toy for that special small person in their life. I did, however, get the distinct impression that Sarah's delightful vintage style dolls and animal toys could be equally loved by those of us who are young at heart.

Sarah comes from a crafty family; a family always making, be it clothing or sculpted heads made using white clay collected from beaches while on holiday.

Sarah, who describes herself as a Dollmaker/Textile Artist, studied painting and print making at the Victorian College for the Arts, ran a shop for some years and then in 1999 fulfilled a lifelong dream and travelled to Japan. She had a 12 month contract, but stayed for 6 years.

It was in Japan she found that the snobbery surrounding the Art vs. Craft debate just does not exist. Instead the making of beautiful things for the world is highly valued. An example - many Japanese send out Happy New Year cards which they have printed from their own hand-carved wood block. She describes art as intellectual and craft as making and feeding our imaginative side is very important.

On her return to Melbourne Sarah began exhibiting again and soon diversified into dolls and toys. She designs her pieces and makes her own patterns; the hand embroidered faces are a special feature. In many instances she uses vintage fabric [in fact she dreams about vintage fabric]; her doll and toy designs are inspired by old styles which she revives with a new approach.

Sarah teaches at the Council for Adult Education in the city and also recommends a visit to Craft Victoria in Flinders Lane – it is “worth popping in” to see what is happening. She has also had a 4 page feature spread appear in “Stuffed Magazine” published by Stampington.

We were treated to a show of her lovely work. We saw a rabbit type animal with long ears, several dolls with beautifully embroidered faces and a Frida Kahlo doll (a famed Mexican artist of the 40's famous for her 'monobrow').

Nanette Griffiths

(Show and Tell—continued)

(22 to 36) GIFT QUILTS—(22) KALEIDASCOPES - for gift quilts; (23) RED STEPS - for gift quilts; (24) NINE PATCH WONDER - for gift quilts; (25) SCRAPPY CROSSES - Jan Mac for gift quilts. A Bonnie Hunter pattern from Quiltville. (26) FLORAL PRETTY - strip pieced by Jan Mac for gift quilts. (27 - 37) Unattributed and unnamed quilts from donations and the gift quilt team.

What a wonderful selection of gift quilts in this S & T. Many thanks to everyone who has contributed.

We know how much they are appreciated by the recipients.

Jeanette Widdows.



22




25



26



23



24



FINANCIAL REPORT November 2015

General Account	
Income	
Door takings	
1st Monday	\$455.00
1st Wednesday	\$38.00
3rd Monday	\$120.00
3rd Wednesday	\$46.00
Raffle	\$113.10
Commission	\$30.75
Interest	\$0.44
AQIPP	\$500.00
TOTAL	\$1,303.29
Expenditures	
Presents Honorarium	\$500.00
Newsletter	
Postage	\$108.80
Printing/Stationery	\$41.00
Membership	\$183.04
AQIPP	\$1,000.00
Gifts	\$59.65
Merchant fee	\$12.00
TOTAL	\$1,904.49
General Account	\$12,167.87
Special Account	\$5,851.73
Term Deposit	\$32,701.39
TOTAL	\$50,720.99

FINANCIAL REPORT December 2015

General Account	
Income	
Door takings	
1st Monday	\$ 544.00
1st Wednesday	\$ 46.50
3rd Monday	\$ 110.00
3rd Wednesday	\$ 48.00
Raffle	\$ 197.95
Commission	\$ 52.00
Interest	\$ 0.33
AQIPP	\$ 560.00
Membership	\$ 65.50
TOTAL	\$ 1,624.28
Expenditures	
Postage	\$ 14.00
Newsletter	
Printing	\$ 146.42
Calendar printing	\$ 40.48
Guest Speaker	\$ 100.00
Gifts	\$ 20.00
Raffle prizes	\$ 100.00
NNM Audit	\$ 1,045.00
Catering	\$ 13.00
Gift Quilts	\$ 550.17
Merchant fee	\$ 12.00
TOTAL	\$ 2,041.07
General Account	\$ 12,051.25
Special Account	\$ 5,851.73
Term Deposit	\$ 32,732.76
TOTAL	\$ 50,635.74

LETTERS

Dear Kaye,

I was thrilled to receive the Australian Quilters association Award at the AQIPP 2015 opening night,

It is very encouraging to have been given this award as I am new to making art quilts. Recognition by very talented, experienced quilters is very gratifying and I sincerely thank you.

Whilst I was very surprised to receive this award, I am appreciative of the very generous gift—I am sure it will be reinvested in to beautiful threads and fibres.

Many, many thanks,

Kindest regards, Maxine Quinlan.



Deborah Wirsu
Silent Soliloquy

ROAD TRIP?

If any members are interested in making a road trip to Albury, the Scottish Diaspora Tapestry is being exhibited by the Albury City Council. It was shown in Adelaide and Hobart but will not be coming to Melbourne.

The Exhibition will be held at the Albury Library Museum from Wed 3rd of Feb to Wed 24th of Feb 2016.

The museum is on the corner of Kiewa and Swift Streets, Albury and opening hours are as below. Admission is FREE.

Opening hours

- Monday, Wednesday and Thursday: 10.00am - 7.00pm
- Tuesday and Friday: 10.00am - 5.00pm
- Saturday: 10.00am - 4.00pm
- Sunday: 12:00pm - 4.00pm

The Scottish Diaspora Tapestry acknowledges the migration of Scots and their culture around the globe with 300 individually made panels telling stories of Scottish events, Scottish innovators and adventurers. The Scottish Government launched the project in 2012 and it consists of over 90 metres of panels featuring stitcheries from all around the world, in a similar style to the Bayeux Tapestry panels.

Australian Panels include: The First Fleet, Saint Mary MacKillop, and Ten Pound Passage

The project was designed to involve communities around the world in celebration of Scottish heritage and culture, the people and places which connect Scotland to its global diaspora (ie. the dispersion of people from their homeland).

Scots have migrated all over the world and have often had a profound impact on the areas where they settled. This project brought together stories from more than such communities, documenting their Scottish connections in more than 300 embroidered panels. It is a remarkable and heart-felt homage to the determination, courage and achievement of Scottish migrants and their descendants across the centuries.

Jan McFadyen

(Editor's Note: I'm planning to go to see this exhibition, so if anyone would like to come and stay with me for a day or two, we could go together—we always have a spare bed. Jacqy)



30th Jan—30th March 2nd Tamworth Triennial 2014

Wangaratta Art Gallery

Leading textile Artists from across Australia are featured in this exhibition with the theme of Collaboration and Interdisciplinary Practice. See the following links:
[2nd tamworth textile triennial](#)

[wangaratta art gallery](#)

3rd—24th February Scottish Diaspora Tapestry
Albury Library Gallery
(See page 9 for details)

20th February 2016 Appliqué-in
Appliqué guild Australia
Masonic Hall, 840 Mt. Alexander Rd. Essendon
Admission \$5 TAGA Members, \$7 guests
Shop traders & demonstrations
BYO lunch & mug and a slice to share please.
Don't forget your Show & Tell for us all to enjoy
Info: _enquires@theappliqueguildofaustralia.org.au
or phone Margaret 0409 165 601.



PLEASE NOTE:

The information for What's on Where is collected from other quilters' sources and requests from organisations to advertise upcoming events. Although this newsletter's objective is to be accurate, you should verify details of events for yourself.
If you send your organisation's information to the PO box, there may be a delay in the editor's receiving it. If you are in a hurry, contact me directly, by phone or e-mail. Jacqy

ADVERTISING IN THE QUILTERS PATCH

If you wish to advertise in this newsletter, the following rates apply per issue.

	1 Month	6 Months
1/8 page	\$10	\$40
Quarter page	\$15	\$60
Half page	\$25	\$120
Full Page	\$40	\$200

Members are entitled to one free quarter page ad per calendar year (space permitting), after which the above rates apply. AQA is a Not-for-profit organisation and does not collect or pay GST. Acceptance of advertising content is at the discretion of the editor. Concession rates will apply for bookings over 3 or more consecutive months. Bookings essential. Contact the Editor on 9857 7531.

Payment required prior to newsletter deadline listed each month on page 2. Cheques to be made payable to AQA, please

TOILETRY POUCHES/BAGS FOR IMPACT

At the October meeting Kathy Kaplan from Impact (Domestic Violence support) accepted the donation of toiletries, etc. donated by AQA members. Kathy mentioned that it would be nice to have a small Pouch/bag to put these items in, especially near Mothers Day. The following site gives you step-by-step tutorial:-

www.noodle-head.com/2012/06/open-wide-zippered-pouch-diy-tutorial.html

The bags are made from small scraps of fabric and a zip, Op shops are a great place to find cheap zippers, each pouch/bag is quick and simple to make.

If each of us could make a few of these pouches, I am sure they will be well accepted, I have used curtaining fabric but they are just as delightful in patchwork fabric. Faye Burville



Call for entries - Petite – miniature textiles

for exhibition June 4 to July 17, 2016, Wangaratta Art Gallery.

Artists are invited to submit artworks for selection
by **March 18, 2016.**

These petite works must measure no more than 30 x 30 x 30 cm and must have been completed in the last 2 years.

Online entry forms can be found [here](#).

The Wangaratta Art Gallery continues to support and collect textile art works, check out their new website

wangarattaartgallery.com.au

OUR WEB SITE

New Members, and those with new computers, can access the Members' Own section of www.australianquiltersassociation.com by emailing Susan King, on auquas@hotmail.com, to receive a password allowing you access to Members Own information.

MEMBERSHIP FEES

The fees for 2014/15 will be:

Individual Member (Melbourne)	\$35 per year
Country (Interstate/STD)	\$30 per year
Junior	\$15 per year

Any Member who wants to hold a sale of craft, produce or anything else may set up a table before the meeting (between 10 am and 11.15 am); 10% of the proceeds goes to AQA funds and should be paid to the Treasurer. Bring your own table.

AQIPP 2015 Exhibition “Light and Life” - Final Report

Planning for AQIPP 2015 commenced in April 2014. A committee was formed consisting of Heather Bingham, Jann Haggart, Marina Holland, Julie Langford, Noelle Lyon, Jacie Malseed and Jane Rogers with Janet Kidson as convenor.

Once again we were delighted to be invited as guest exhibitors to the Whitehorse Artspace. Our theme for this exhibition was “Light and Life” following the United Nations theme for 2015.

The first tasks were gaining sponsorships and setting up advertising for the exhibition. Our major sponsor was Brother International and the other sponsors were Australian Quilters Association Inc., Embroidery Source, GJs Discount Fabrics, Kraftkolour, Reece Scannell and Victorian Textiles and we thank them for their support. Brother International offered and undertook to do our printing for flyers and the catalogue.

A flyer was designed by Noelle Lyon. The catalogue was designed by Whitehorse Design Department in collaboration with Jacquie Nichols-Reeves and Heather Bingham. An article was prepared by Janet and Mal Kidson which illustrated the event using photographs from AQIPP 2013 and was published in the June 2015 edition of “Australian Quilts Down Under” which advertised AQIPP 2015. Other advertising opportunities were taken up wherever possible. Two external AQA “Quilt Show” banners and one AQIPP internal banner were prepared and purchased and were displayed during the exhibition..

The committee was expanded in early 2015 by the arrival of Anne Cocks, Jolana Jordan, Mary Parrish and Judy Robinson-Whitty following the withdrawal of Jann Haggart, Noelle Lyon and Jane Rogers. Marina kept the minutes, Heather planned the book, and other work was dealt with by committee members as required and as requested by me.

The exhibition opened on Thursday 12th November, closed on Tuesday 22nd December and take-down was on the following day. The judges were Jann Fraser and Olga Walters. Jacquie Nicholls-Reeves again curated the exhibition with the help of Gillian McCarthy and the Artspace team. Throughout the exhibition we were supported by both Whitehorse Council and staff.

There were 38 entries mostly from Victoria but we were pleased to see quilts also from ACT, NSW, SA, Qld and WA. It was great to see that past entrants again supporting us. The standard of quilts was high and covered a diversity of interpretations of the exhibition theme. Our group worked with the Artspace team to hang the quilts, the hanging being quite a challenge, and the outcome was a well-balanced display. Opening Night went very smoothly with Kaye Hardman as master of ceremonies. Jacquie Nichols-Reeves opened the exhibition. Our Judges both spoke about the exhibition and commented particularly on the quality and diversity of quilts and the importance of this exhibition as an Australian contemporary Quilting event.

Congratulations to the Award Winners who were :-

Brother International Award - Alison Withers “Middle Ground”

Australian Quilters Association Award - Maxine Quinlan “Night Lights”

Creativity in Colour Award - Reece Scannell - Lynette Weeks “Fireworks New Year’s Eve”

Highly Commended Embroidery Source & Victorian Textiles - Sue Dennis “Garden Life”

Highly Commended Embroidery Source & Kraftkolour - Jill Miglietti “Our Path is Guided by Stars”

Curator’s Choice Embroidery Source & Victorian Textiles - Jenny Bacon “Photosynthesis”

Viewers’ Choice GJs Discount Fabrics - Linden Lancaster “Under the Jacaranda”

All but one award winner or representative were able to attend Opening Night. Sue Dennis, who was in Mongolia at the time, was unable to attend.

A group quilt “Spring Time” was made by fourteen AQA members as a donation quilt and this was presented to The City of Whitehorse. It was gratefully accepted and will go to Japan as a gift as part of the special Sister City celebration in May 2016. It is 45 years since this Sister City relationship, the first in Australia, was forged between the former City of Box Hill and City of Matsudo, in the Chiba Prefecture of Japan.

As in previous years advertised Saturday-afternoon demonstrations were held and our two judges kindly participated in two of these. Members of the AQA Gift Quilt team attended these Saturday-afternoon events and provided public demonstrations of their activities. Heather Bingham again produced for sale an excellent book of images of the quilts that were hung in this exhibition. A copy was donated to the AQA Library, to Karyn Thomas [Brother International] and to the City of Whitehorse.

Special thanks go to Karyn Thomas, Brother International, for the Brother sponsorship and for her other contributions to the success of this exhibition and to Jacquie Nichols-Reeves and the Whitehorse people who have been a pleasure to work with, to AQA, to Kaye Hardman for her encouragement and support at all stages, and, of course, to past and present AQIPP Committee members without whom these AQIPP Exhibitions would not have been possible.

A financial report has been prepared separately for AQA.

After the return of quilts to exhibitors I step down as Convenor and as a committee member of AQIPP. I offer the incoming AQIPP committee my very best wishes. I hope they will enjoy the challenge and their involvement in Australian Quilts in Public Places as much as I have.

JANET KIDSON, Convenor AQIPP 2015.

Kaye Hardman, Janet Kidson and Jacquie Nichols-Reeves; Judges Jan Frazer and Olga Waters; Kaye speaking to audience.





If undeliverable return to:
THE QUILTERS PATCH
PO Box 224, Surrey Hills 3127

ISSN 08124175

PRINT
POST
PP 100000882

POSTAGE
PAID
AUSTRALIA

Happy birthday in February



Vicki	Cooper	Jan	MacFadyen
Kaye	Stokes	Ruth	McGrath
Sue	de Vanny	Audrey	McIntosh
Chris	Hopkins	Mary	Parrish
Jill	Kennedy	Ann	Shaw
Sonya	Kilpatrick	Robyn	Vanzuyden
Julie	Langford	Mary	Vassos
		Mary	Wheeler